

## GLOBAL CHARACTERISTICS OF X-RAY FLASHES AND X-RAY-RICH GAMMA-RAY BURSTS OBSERVED BY *HETE-2*

T. SAKAMOTO,<sup>1,2,3</sup> D. Q. LAMB,<sup>4</sup> N. KAWAI,<sup>1,2</sup> A. YOSHIDA,<sup>2,5</sup> C. GRAZIANI,<sup>4</sup> E. E. FENIMORE,<sup>6</sup> T. Q. DONAGHY,<sup>4</sup>  
M. MATSUOKA,<sup>7</sup> M. SUZUKI,<sup>1</sup> G. RICKER,<sup>8</sup> J.-L. ATTEIA,<sup>9</sup> Y. SHIRASAKI,<sup>10</sup> T. TAMAGAWA,<sup>2</sup> K. TORII,<sup>11</sup>  
M. GALASSI,<sup>6</sup> J. DOTY,<sup>8</sup> R. VANDERSPEK,<sup>8</sup> G. B. CREW,<sup>8</sup> J. VILLASENOR,<sup>8</sup> N. BUTLER,<sup>8</sup> G. PRIGOZHIN,<sup>8</sup>  
J. G. JERNIGAN,<sup>12</sup> C. BARRAUD,<sup>9</sup> M. BOER,<sup>13</sup> J.-P. DEZALAY,<sup>13</sup> J.-F. OLIVE,<sup>13</sup> K. HURLEY,<sup>12</sup>  
A. LEVINE,<sup>8</sup> G. MONNELLY,<sup>8</sup> F. MARTEL,<sup>8</sup> E. MORGAN,<sup>8</sup> S. E. WOOSLEY,<sup>14</sup>  
T. CLINE,<sup>3</sup> J. BRAGA,<sup>15</sup> R. MANCHANDA,<sup>16</sup> G. PIZZICHINI,<sup>17</sup>  
K. TAKAGISHI,<sup>18</sup> AND M. YAMAUCHI<sup>18</sup>

Received 2004 September 7; accepted 2005 April 15

### ABSTRACT

We describe and discuss the global properties of 45 gamma-ray bursts (GRBs) observed by *HETE-2* during the first 3 years of its mission, focusing on the properties of X-ray flashes (XRFs) and X-ray-rich GRBs (XRRs). We find that the numbers of XRFs, XRRs, and GRBs are comparable, and that the durations and the sky distributions of XRFs and XRRs are similar to those of GRBs. We also find that the spectral properties of XRFs and XRRs are similar to those of GRBs, except that the values of the peak energy  $E_{\text{peak}}^{\text{obs}}$  of the burst spectrum in  $\nu F_{\nu}$ , the peak energy flux  $F_{\text{peak}}$ , and the energy fluence  $S_E$  of XRFs are much smaller (and those of XRRs are smaller) than those of GRBs. Finally, we find that the distributions of all three kinds of bursts form a continuum in the  $[S_E(2-30 \text{ keV}), S_E(30-400 \text{ keV})]$  plane, the  $[S_E(2-400 \text{ keV}), E_{\text{peak}}]$  plane, and the  $[F_{\text{peak}}(50-300 \text{ keV}), E_{\text{peak}}]$  plane. These results provide strong evidence that all three kinds of bursts arise from the same phenomenon.

*Subject heading:* gamma rays: bursts

### 1. INTRODUCTION

Gamma-ray bursts (GRBs) whose energy fluences  $S_X$  in the X-ray energy band (2–30 keV) are larger than their energy fluences  $S_\gamma$  in the gamma-ray energy band (30–400 keV) have received increasing attention over the last few years. In particular, the Wide Field Camera (WFC) on *BeppoSAX* detected

events that were not detected by the Gamma-Ray Burst Monitor (GRBM) on the same satellite. These events have been termed “X-ray flashes” (XRFs; Heise et al. 2001). Throughout this paper, we define “X-ray-rich” GRBs (XRRs) and XRFs as those events for which  $\log [S_X(2-30 \text{ keV})/S_\gamma(30-400 \text{ keV})] > 0.5$  and  $> 0.0$ , respectively. While arbitrary, these definitions are independent of the properties of any instrument (they can therefore be used by anyone), and the definition of XRFs that we have adopted closely matches the instrument-dependent criterion introduced by Heise et al. (2001) for this kind of burst. Understanding the relationship between XRFs, XRRs, and GRBs may provide a deeper understanding of the prompt emission of GRBs.

### 2. OBSERVATIONS

In this paper, we investigate the global properties of a sample of the *High Energy Transient Explorer 2* (*HETE-2*) bursts. We require the bursts in this sample to satisfy the following criteria: (1) the burst is detected in the Wide-Field X-Ray Monitor (WXM), (2) the burst is localizable by the WXM, and (3) the signal-to-noise ratio of the WXM data is sufficient to carry out a spectral analysis of the burst. Generally, a joint spectral analysis is carried out for the WXM and the French Gamma Telescope (FREGATE) data. Forty-five bursts observed by *HETE-2* between the beginning of the *HETE-2* mission and 2003 September 13 met these criteria, and this is the sample of bursts that we study.

An important question to consider is the degree to which this sample of bursts may be affected by observational selection effects. A key feature of GRBs (and XRFs and XRRs) is that their spectra are adequately fit by the Band spectral model, which consists of a power-law times exponential cutoff model with a cutoff energy of  $E_0$  and a simple power law that smoothly joins at the so-called “break energy,”  $E_{\text{break}}$  (Band et al. 1993). The value of the low-energy power-law index  $\alpha$  is typically in the range of  $-0.5$  to  $-2$ , and the value of the high-energy power-law index  $\beta$

<sup>1</sup> Department of Physics, Tokyo Institute of Technology, 2-12-1 Ookayama, Meguro-ku, Tokyo 152-8551, Japan.

<sup>2</sup> RIKEN (Institute of Physical and Chemical Research), 2-1 Hirosawa, Wako, Saitama 351-0198, Japan.

<sup>3</sup> NASA Goddard Space Flight Center, Greenbelt, MD, 20771.

<sup>4</sup> Department of Astronomy and Astrophysics, University of Chicago, Chicago, IL, 60637.

<sup>5</sup> Department of Physics, Aoyama Gakuin University, Chitosedai 6-16-1, Setagaya-ku, Tokyo 157-8572, Japan.

<sup>6</sup> Los Alamos National Laboratory, P.O. Box 1663, Los Alamos, NM 87545.

<sup>7</sup> Tsukuba Space Center, National Space Development Agency of Japan, Tsukuba, Ibaraki 305-8505, Japan.

<sup>8</sup> Center for Space Research, Massachusetts Institute of Technology, 70 Vassar Street, Cambridge, MA 02139.

<sup>9</sup> Laboratoire d’Astrophysique, Observatoire Midi-Pyrénées, 14 Avenue Edouard Belin, 31400 Toulouse, France.

<sup>10</sup> National Astronomical Observatory, Osawa 2-21-1, Mitaka, Tokyo 181-8588, Japan.

<sup>11</sup> Department of Earth and Space Science, Graduate School of Science, Osaka University, 1-1 Machikaneyama-cho, Toyonaka, Osaka 560-0043, Japan.

<sup>12</sup> Space Sciences Laboratory, University of California, Berkeley, CA 94720-7450.

<sup>13</sup> Centre d’Etude Spatiale des Rayonnements, CNRS/UPS, B.P. 4346, 31028 Toulouse Cedex 4, France.

<sup>14</sup> Department of Astronomy and Astrophysics, 477 Clark Kerr Hall, University of California, Santa Cruz, CA 95064.

<sup>15</sup> Instituto Nacional de Pesquisas Espaciais, Avenida Dos Astronautas 1758, São José dos Campos 12227-010, Brazil.

<sup>16</sup> Department of Astronomy and Astrophysics, Tata Institute of Fundamental Research, Homi Bhabha Road, Mumbai 400 005, India.

<sup>17</sup> INFN/IASF Sezione di Bologna, via Gobetti 101, 40129 Bologna, Italy.

<sup>18</sup> Faculty of Engineering, Miyazaki University, Gakuen Kibanadai Nishi, Miyazaki 889-2192, Japan.

$\alpha$  and the normalization constant  $K_{15}$  of the spectrum at 15 keV; (2) a power-law times exponential (PLE) model whose three parameters are the power-law index  $\alpha$ , the cutoff energy  $E_0$ , and  $K_{15}$ ; and (3) the Band function (Band et al. 1993), whose four parameters are the low-energy power-law index  $\alpha$ , the cutoff energy  $E_0$ , the high-energy power-law index  $\beta$ , and  $K_{15}$ . We determine whether the data require a more complicated model (e.g., the PLE model instead of the PL model, or the Band function instead of the PLE model) using the maximum likelihood ratio test, and whether the data require a significance  $\tilde{Q} < 10^{-2}$  in order to adopt the more complicated model.

Table 1 gives some information about the localization and the XMM time histories of the 45 bursts in the sample. Table 2 gives the  $\chi^2$  and number of degrees of freedom for all of the fits that we have done. Table 3 gives the details of the fits made to the time-averaged spectral data for each of the bursts, including the class of the burst (e.g., XRF, XRR, GRB) and the spectral parameters of the best-fit spectral model. Table 4 gives the photon number and energy fluence of each burst in the 2–30, 30–400, and 2–400 keV energy bands, and also energy fluence ratios between 2–30 and 30–400 keV. Table 5 gives the photon number per peak flux (1 s) of each burst in 2–30, 30–400, 2–400, and 50–300 keV (BATSE [Burst and Transient Source Experiment] channels 3 and 4; Paciesas et al. 1999) bands.

When the XMM photon time- and energy-tagged (TAG) data are available, we apply a “cut” to the XMM data using only the photons from the pixels on wires in the  $X$  and  $Y$  detectors that were illuminated by the burst and that maximize the S/N, in the same manner as we did for GRB 020531 (D. Q. Lamb et al. 2005a, in preparation). We used the spectral survey data (PHA data for XMM, and SP data for FREGATE) when TAG data were not available. The XMM and FREGATE detector response matrix has been well calibrated using observations of the Crab Nebula (XMM, Shirasaki et al. 2003; FREGATE, Olive et al. 2003). We use the XSPEC version 11.2.0 software package to do the spectral fits. Details of instruments are given in Kawai et al. (2003) and Shirasaki et al. (2003) for the XMM, and in Atteia et al. (2003) for the FREGATE.

The time histories of the bursts, details of the spectral-fitting procedure, and time-resolved spectroscopy of some of the bursts are given in a companion paper (T. Sakamoto et al. 2005, in preparation; see also D. Q. Lamb et al. 2005a, in preparation). Other information about the bursts, including sky maps of the *HETE-2* XMM and soft X-ray camera (SXC) localizations; the FREGATE  $T_{50}$  and  $T_{90}$  durations of the bursts; whether an X-ray, optical, or radio afterglow was detected; whether a host galaxy has been identified; and the redshift of the burst can be found in the First *HETE-2* Burst Catalog (R. Vanderspeck et al. 2005, in preparation).

### 3. X-RAY AND $\gamma$ -RAY FLUENCES

The distribution of the fluence ratio  $S_X(2-30 \text{ keV})/S_\gamma(30-400 \text{ keV})$  for the 45 bursts in this study is shown in Figure 2. The boundaries between GRBs and XRRs, and XRRs and XRFs, are shown as dashed lines. The figure clearly shows that XRFs, XRRs, and GRBs form a single broad distribution. The numbers of XRFs, XRRs, and GRBs, are 16, 19, and 10, respectively. The numbers of all three kinds of bursts are roughly equal, modulo the relatively small sample sizes.

Figure 3 shows the distributions of XRFs, XRRs, and GRBs in the  $[S_X(2-30 \text{ keV}), S_\gamma(30-400 \text{ keV})]$  plane. As was evident in Figure 2, the three GRB classes seem to form a single distribution. There is a strong, tight positive correlation between

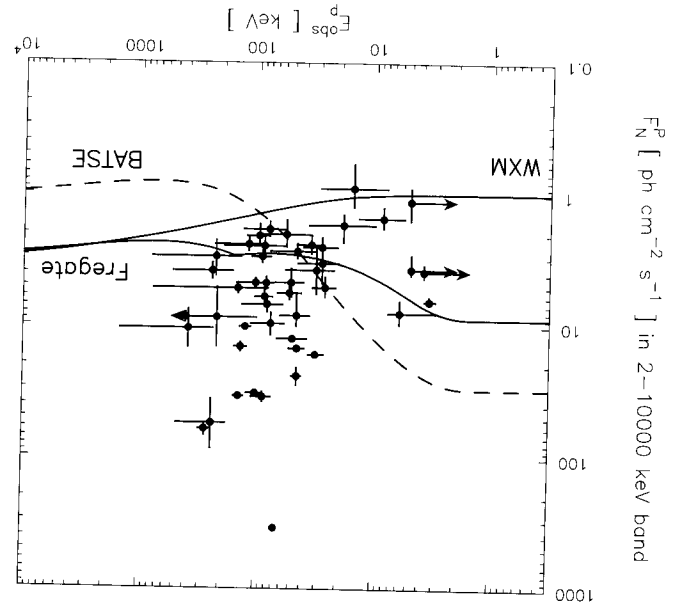


FIG. 1. Detectability by *HETE-2* of the bursts discussed in this paper. Shown is the  $[F_{\text{peak}}^{\text{obs}}, E_{\text{obs}}^{\text{p}}(2-10,000 \text{ keV})]$  plane, where  $F_{\text{peak}}^{\text{obs}}$  is the observed energy of the peak of the burst spectrum in  $\nu F_{\nu}$ , and  $E_{\text{obs}}^{\text{p}}(2-10,000 \text{ keV})$  is the peak photon number flux of the burst in the 2–10,000 keV energy band. The solid curve shows the XMM and FREGATE thresholds for detecting bursts; the dashed curve shows the BATSE threshold for detecting bursts. The locations of the bursts discussed in this paper are shown as circles along with the 90% confidence region error bars for their values of  $E_{\text{peak}}^{\text{obs}}$  and  $F_{\text{peak}}^{\text{obs}}$  (2–10,000 keV). After Lamb et al. (2005a).

is typically in the range of  $-2$  to  $-3.5$  for the photon number spectrum of the bursts (which is the spectrum that matters for detecting the burst and for spectral fitting). Hence, the spectra of bursts for which the value of  $E_0$  (and therefore of  $F_{\text{peak}}^{\text{obs}}$ ) is large have large numbers of photons in the X-ray energy range and are easily detected and localized by an X-ray instrument such as XMM, if they are comparable in brightness and in their time histories to bursts with small values of  $E_0$  (and therefore of  $F_{\text{peak}}^{\text{obs}}$ ). Consequently, the threshold in peak photon number flux  $F_{\text{peak}}^{\text{obs}}$  for detecting and localizing bursts is relatively independent of the value of  $E_0$  (and therefore of  $F_{\text{peak}}^{\text{obs}}$ ); i.e., it is relatively independent of whether the burst is an XRF, XRR, or GRB.

Figure 1 illustrates this important point. It shows the thresholds in  $F_{\text{peak}}^{\text{obs}}$  (2–10,000 keV) for *HETE-2* XMM and FREGATE as a function of  $E_{\text{obs}}^{\text{p}}$ , and the locations of the 45 *HETE-2* bursts discussed in this paper. The figure shows that the threshold for XMM as well as for FREGATE are relatively independent of energy, although the energy band for XMM is 2–25 keV. In particular, the threshold for XMM only increases from  $\approx 1$  photon  $\text{cm}^{-2} \text{s}^{-1}$  to  $\approx 2$  photons  $\text{cm}^{-2} \text{s}^{-1}$  in the 2–10,000 keV energy band as  $E_{\text{obs}}^{\text{p}}$  increases from 1 to 500 keV for a typical burst spectrum with  $\alpha = -1$  and  $\beta = -2.25$ . (The corresponding thresholds in the 2–400 keV energy band are  $\approx 2$  photons  $\text{cm}^{-2} \text{s}^{-1}$  and  $\approx 4$  photons  $\text{cm}^{-2} \text{s}^{-1}$ .) The figure also shows that (1) the bursts discussed in this paper form a roughly diagonal distribution that extends down to the threshold of XMM, and (2) the  $F_{\text{peak}}^{\text{obs}}$  (2–10,000 keV) values of the bursts that are GRBs generally lie well above the threshold of XMM. This is strong evidence that the *HETE-2* XMM is not missing many GRBs relative to XRFs and XRRs because of any observational selection effects related to the differing spectral shapes of the three kinds of bursts.

In this study, we consider three spectral models: (1) a power-law (PL) model whose parameters are the power-law index

TABLE 1  
SOME PROPERTIES OF 45 HETE-2 GRBs

| GRB                           | Burst ID | $\theta_x$ | $\theta_y$ | TT <sup>a</sup> | TS <sup>b</sup><br>(s) | EB <sup>c</sup> | R.A.     | Decl.     | $l$<br>(deg) | $b$<br>(deg) | Error <sup>d</sup><br>(arcmin) | $T_{50}$<br>(WXM) | $T_{90}$<br>(WXM) |
|-------------------------------|----------|------------|------------|-----------------|------------------------|-----------------|----------|-----------|--------------|--------------|--------------------------------|-------------------|-------------------|
| GRB 010213.....               | 10805    | -2.4       | 13.6       | ...             | ...                    | ...             | 10 31 36 | +05 30 39 | 239.6        | 50.3         | 30.2                           | 8.6 ± 1.2         | 24.5 ± 1.2        |
| GRB 010225 <sup>c</sup> ..... | 1491     | -23.1      | 1.0        | G               | 1.3                    | 5 120           | ...      | ...       | ...          | ...          | ...                            | 6.2 ± 1.3         | 15.9 ± 3.9        |
| GRB 010326B.....              | 1496     | 8.0        | 15.0       | G               | .160                   | 5 120           | 11 24 24 | 11 09 57  | 271.2        | 46.3         | 36                             | 1.7 ± 0.2         | 5.2 ± 0.2         |
| GRB 010612.....               | 1546     | 13.8       | 1.2        | G               | .160                   | 30-400          | 18 03 18 | -32 08 01 | 359.2        | -4.9         | 36                             | 17.4 ± 0.8        | 28.5 ± 0.2        |
| GRB 010613.....               | 1547     | -30.5      | 25.2       | G               | 1.3                    | 30 400          | 17 00 40 | +14 16 05 | 33.9         | 30.9         | 36                             | 23.8 ± 1.2        | 51.8 ± 0.7        |
| GRB 010629B.....              | 1573     | -26.6      | 8.3        | G               | 1.3                    | 5 120           | 16 32 38 | -18 43 24 | 358.6        | 19.5         | 15                             | 9.3 ± 0.3         | 16.2 ± 0.2        |
| GRB 010921.....               | 1761     | -24.0      | 39.5       | G               | 1.3                    | 5 120           | 23 01 53 | +44 16 12 | 103.1        | 14.3         | 20 × 15 <sup>f</sup>           | ...               | ...               |
| GRB 010928.....               | 1770     | -3.0       | 35.0       | G               | 1.3                    | 30 400          | 23 28 55 | +30 39 11 | 102.9        | -26.7        | 16.4 × 11 <sup>g</sup>         | 29.5 ± 3.5        | 59.0 ± 1.8        |
| GRB 011019.....               | 10823    | 18.3       | 17.6       | ...             | ...                    | ...             | 00 42 50 | -12 26 58 | 114.7        | 75.2         | 35                             | 12.2 ± 1.3        | 31.6 ± 1.2        |
| GRB 011103.....               | 1829     | -0.3       | -10.9      | XG              | 5.12                   | ...             | 03 20 37 | 17 40 01  | 166.1        | 32.4         | ...                            | 8.6 ± 1.7         | 19.7 ± 1.2        |
| GRB 011130.....               | 1864     | 13.0       | 22.8       | XG              | 5.12                   | ...             | 03 05 36 | +03 48 36 | 174.4        | 45.2         | 10                             | 23.8 ± 0.6        | 39.5 ± 0.4        |
| GRB 011212.....               | 10827    | 1.6        | 9.7        | ...             | ...                    | ...             | 05 00 05 | +32 07 39 | 171.8        | -6.3         | 11                             | 33.2 ± 1.2        | 72.5 ± 2.8        |
| GRB 020124.....               | 1896     | 14.7       | -31.6      | G               | 1.3                    | 30 400          | 09 32 49 | 11 27 35  | 244.9        | 28.3         | 12                             | 18.6 ± 1.1        | 50.2 ± 2.3        |
| GRB 020127.....               | 1902     | -7.5       | 20.8       | G               | 5.12                   | 30 400          | 08 15 06 | +36 44 31 | 184.7        | 31.8         | 8                              | 6.0 ± 0.3         | 17.6 ± 1.9        |
| GRB 020317.....               | 1959     | 17.1       | 15.2       | G               | 1.3                    | 5 120           | 10 23 21 | +12 44 38 | 228.1        | 52.5         | 18                             | 2.4 ± 0.4         | 14.7 ± 0.5        |
| GRB 020331.....               | 1963     | 6.9        | 14.3       | G               | .160                   | 30 400          | 13 16 34 | -17 52 29 | 311.3        | 44.6         | 10                             | 35.7 ± 1.8        | 78.7 ± 1.8        |
| GRB 020531.....               | 2042     | 22.9       | 11.3       | G               | .020                   | 30 400          | 15 14 45 | -19 21 35 | 343.6        | 32.0         | 38                             | 1.1 ± 0.2         | 2.5 ± 0.3         |
| GRB 020625.....               | 2081     | 5.6        | 10.1       | G               | 5.2                    | 30 400          | 20 44 14 | +07 10 12 | 53.3         | 21.1         | 13.8                           | 13.5 ± 1.2        | 119.2 ± 2.4       |
| GRB 020801.....               | 2177     | 4.7        | 35.4       | G               | 1.3                    | 30 400          | 21 02 14 | 53 46 13  | 343.9        | 40.7         | 13.9                           | 262.9 ± 4.2       | 348.9 ± 4.4       |
| GRB 020812.....               | 2257     | -15.3      | -12.1      | G               | 1.3                    | 30 400          | 20 38 48 | -05 23 34 | 40.7         | -26.3        | 13.8                           | 14.1 ± 0.6        | 42.0 ± 1.0        |
| GRB 020813.....               | 2262     | 0.0        | 3.8        | G               | 1.3                    | 30 400          | 19 46 38 | -19 35 16 | 20.8         | 20.7         | 1(S)                           | >30.0             | >89.0             |
| GRB 020819.....               | 2275     | 17.7       | 22.5       | G               | .160                   | 30 400          | 23 27 07 | +06 21 50 | 88.5         | -50.8        | 7                              | 11.5 ± 0.3        | 46.9 ± 2.0        |
| GRB 020903.....               | 2314     | 4.2        | 12.6       | XG              | 5.12                   | ...             | 22 49 25 | 20 53 59  | 38.9         | 61.5         | 16.7                           | 4.8 ± 0.4         | 10.0 ± 0.7        |
| GRB 021004.....               | 2380     | 3.9        | -12.4      | G               | 5.2                    | 30 400          | 00 26 57 | +18 55 44 | 114.9        | -43.6        | 2(S)                           | 26.6 ± 1.0        | 77.1 ± 2.6        |
| GRB 021021.....               | 10623    | 15.2       | 11.9       | ...             | ...                    | ...             | 00 17 23 | -01 37 00 | 103.8        | -63.2        | 20                             | 22.1 ± 1.2        | 56.5 ± 1.2        |
| GRB 021104.....               | 2434     | 22.6       | 22.9       | G               | 1.3                    | 5 120           | 03 53 48 | +37 57 12 | 158.1        | -12.2        | 26                             | 10.2 ± 0.5        | 18.1 ± 0.2        |
| GRB 021112.....               | 2448     | 12.2       | 27.1       | G               | 1.3                    | 5 120           | 02 36 52 | +48 50 56 | 140.2        | -10.5        | 20                             | 6.8 ± 1.2         | 14.7 ± 1.1        |
| GRB 021211.....               | 2493     | -12.6      | 0.0        | G               | .160                   | 30 400          | 08 09 00 | +06 44 20 | 215.7        | 20.3         | 2(S)                           | 3.1 ± 0.1         | 13.3 ± 0.3        |
| GRB 030115.....               | 2533     | 13.0       | 3.1        | G               | 1.3                    | 30 400          | 11 18 30 | +15 02 17 | 237.4        | 65.2         | 2(S)                           | 9.2 ± 0.5         | 49.6 ± 4.3        |
| GRB 030226.....               | 10893    | -13.0      | 16.3       | ...             | ...                    | ...             | 11 33 01 | +25 53 56 | 212.5        | 72.4         | 2(S)                           | 66.4 ± 3.9        | 137.7 ± 4.9       |
| GRB 030323.....               | 2640     | 4.1        | 35.1       | XG              | .320                   | ...             | 11 06 54 | -21 51 00 | 273.0        | 34.9         | 18                             | 13.9 ± 1.6        | 32.6 ± 2.7        |
| GRB 030324.....               | 2641     | 26.4       | 0.6        | G               | 1.3                    | 30 400          | 13 37 11 | 00 19 22  | 326.6        | 60.4         | 7                              | 8.9 ± 0.3         | 25.8 ± 0.8        |
| GRB 030328.....               | 2650     | 5.1        | 7.1        | G               | 1.3                    | 5 120           | 12 10 51 | -09 21 05 | 286.4        | 52.2         | 1(S)                           | 106.9 ± 1.2       | 315.8 ± 3.0       |
| GRB 030329.....               | 2652     | 26.7       | -29.0      | G               | 1.3                    | 5 120           | 10 44 49 | +21 28 44 | 217.1        | 60.7         | 2(S)                           | 12.1 ± 0.2        | 33.1 ± 0.5        |
| GRB 030416.....               | 10897    | -2.0       | -11.3      | ...             | ...                    | ...             | 11 06 51 | -02 52 58 | 258.8        | 50.8         | 7                              | 19.7 ± 1.7        | 61.5 ± 1.2        |
| GRB 030418.....               | 2686     | 7.5        | -9.7       | XG              | 13.280                 | ...             | 10 54 53 | -06 59 22 | 259.1        | 45.7         | 9                              | 38.7 ± 0.9        | 117.6 ± 0.7       |
| GRB 030429.....               | 2695     | 8.9        | 11.8       | XG              | 6.72                   | ...             | 12 13 06 | 20 56 00  | 291.0        | 41.1         | 1(S)                           | 38.4 ± 1.5        | 77.4 ± 1.2        |
| GRB 030519.....               | 2716     | 41.0       | 16.2       | G               | .160                   | 30 400          | 14 58 18 | 32 56 57  | 331.5        | 22.8         | 30                             | 6.1 ± 0.6         | 13.8 ± 0.7        |
| GRB 030528.....               | 2724     | 20.7       | 6.1        | G               | 1.3                    | 30 400          | 17 04 02 | -22 38 59 | 0.0          | 11.3         | 2(S)                           | 20.8 ± 1.2        | 49.2 ± 1.2        |
| GRB 030723.....               | 2777     | 1.6        | 10.9       | XG              | 6.72                   | WXM             | 21 49 30 | -27 42 06 | 21.2         | -49.9        | 2(S)                           | 9.9 ± 0.3         | 20.2 ± 0.5        |
| GRB 030725.....               | 2779     | 18.4       | 33.1       | G               | .160                   | 5 120           | 20 33 47 | -50 45 49 | 348.2        | -36.6        | 14.4                           | 68.3 ± 3.4        | 200.0 ± 2.5       |
| GRB 030821.....               | 2814     | 12.1       | 32.5       | G               | 1.3                    | 30-400          | 21 42 33 | -45 12 12 | 354.3        | -48.5        | 120 × 10                       | 11.7 ± 1.5        | 22.9 ± 0.5        |
| GRB 030823.....               | 2818     | 11.7       | -32.7      | G               | 5.2                    | 5 120           | 21 30 47 | +21 59 46 | 73.2         | -21.0        | 5.4                            | 30.2 ± 1.4        | 66.4 ± 1.9        |
| GRB 030824.....               | 2821     | -29.8      | 31.4       | G               | 1.3                    | 5 120           | 00 05 02 | +19 55 37 | 108.3        | -41.6        | 11.2                           | 13.1 ± 1.8        | 36.4 ± 0.4        |
| GRB 030913.....               | 2849     | -2.1       | 4.6        | G               | 1.3                    | 30-400          | 20 58 02 | -02 12 32 | 46.5         | -29.0        | 30                             | 2.9 ± 0.3         | 6.7 ± 0.3         |

NOTE.—Units of right ascension are hours, minutes, and seconds, and units of declination are degrees, arcminutes, and arcseconds.

<sup>a</sup> Triggered type; G: FREGATE triggered, XG: FREGATE triggered by XDSP.

<sup>b</sup> Trigger timescale.

<sup>c</sup> Trigger energy band in keV.

<sup>d</sup> Location error radius (90% confidence). “S” indicates localization by the SXC.

<sup>e</sup> Since the attitude control camera was not operational, the celestial coordinates are not available.

<sup>f</sup> Error is 20° × 15′.

<sup>g</sup> Error is 16.4 × 11′.

TABLE 2  
THE  $\chi^2$  AND dof FOR ALL OF THE SPECTRAL FITS THAT WE HAVE DONE

| GRB         | PL <sup>a</sup> | PLE <sup>b</sup> | Band <sup>c</sup> | Comment                       |
|-------------|-----------------|------------------|-------------------|-------------------------------|
| GRB 010213  | 70.2/45         | 51.3/45          | 41.4/44           | Fix $\alpha$ for PLE and Band |
| GRB 010225  | 43.9/40         | 36.1/39          | 36.1/38           |                               |
| GRB 010326B | 120.2/112       | 95.0/111         | 95.0/110          |                               |
| GRB 010612  | 66.6/66         | 57.5/65          | 56.8/64           |                               |
| GRB 010613  | 198.8/136       | 123.2/135        | 105.2/134         |                               |
| GRB 010629B | 213.6/111       | 89.9/110         | 90.0/109          |                               |
| GRB 010921  | 173.9/141       | 131.5/140        | 131.1/139         |                               |
| GRB 010928  | 159.9/126       | 103.1/125        | 102.7/124         |                               |
| GRB 011019  | 61.8/68         | 58.1/68          | 58.1/67           |                               |
| GRB 011103  | 48.1/38         | 45.0/37          | 44.0/36           | Fix $\alpha$ for PLE and Band |
| GRB 011130  | 40.7/40         | 38.7/39          | 40.7/38           |                               |
| GRB 011212  | 42.9/54         | 42.9/53          | 42.8/52           |                               |
| GRB 020124  | 134.6/96        | 67.5/95          | 67.4/94           |                               |
| GRB 020127  | 106.4/111       | 82.1/110         | 82.5/109          |                               |
| GRB 020317  | 65.7/54         | 48.9/53          | 48.9/52           |                               |
| GRB 020331  | 140.2/112       | 81.3/111         | 81.2/110          |                               |
| GRB 020531  | 144.7/142       | 117.2/141        | 117.0/140         |                               |
| GRB 020625  | 46.5/55         | 43.0/55          | 43.0/54           | Fix $\alpha$ for PLE and Band |
| GRB 020801  | 157.3/142       | 103.0/141        | 89.3/140          |                               |
| GRB 020812  | 53.3/69         | 45.2/68          | 45.2/67           |                               |
| GRB 020813  | 1007.8/142      | 273.8/141        | 162.4/140         |                               |
| GRB 020819  | 209.9/110       | 109.0/109        | 102.1/108         |                               |
| GRB 020903  | 22.0/26         | 22.0/25          | 21.8/24           |                               |
| GRB 021004  | 79.4/69         | 64.5/68          | 63.9/67           |                               |
| GRB 021021  | 39.9/41         | 36.0/41          | 43.1/40           | Fix $\alpha$ for PLE and Band |
| GRB 021104  | 36.1/39         | 28.3/38          | 28.3/37           |                               |
| GRB 021112  | 83.6/62         | 68.7/61          | 68.7/60           |                               |
| GRB 021211  | 583.7/142       | 172.3/141        | 160.9/140         |                               |
| GRB 030115  | 68.8/68         | 54.4/67          | 54.4/66           |                               |
| GRB 030206  | 172.1/140       | 124.2/139        | 124.2/138         |                               |
| GRB 030323  | 27.6/33         | 27.6/32          | 27.6/31           |                               |
| GRB 030324  | 71.2/77         | 67.1/76          | 67.1/75           |                               |
| GRB 030328  | 444.4/142       | 142.0/141        | 137.5/140         |                               |
| GRB 030329  | 5358.4/141      | 342.2/140        | 213.7/139         |                               |
| GRB 030416  | 47.0/54         | 53.4/53          | 47.0/52           |                               |
| GRB 030418  | 76.2/69         | 63.2/68          | 63.1/67           |                               |
| GRB 030429  | 76.4/69         | 48.9/68          | 48.9/67           |                               |
| GRB 030519  | 785.5/126       | 151.2/125        | 92.0/124          |                               |
| GRB 030528  | 216.0/111       | 91.8/110         | 88.2/109          |                               |
| GRB 030723  | 135.2/142       | 136.5/142        | 136.4/141         | Fix $\alpha$ for PLE and Band |
| GRB 030725  | 242.1/142       | 150.7/141        | 151.1/140         |                               |
| GRB 030821  | 177.1/99        | 95.1/98          | 95.0/97           |                               |
| GRB 030823  | 113.1/111       | 77.9/110         | 77.3/109          |                               |
| GRB 030824  | 43.1/53         | 42.3/52          | 42.1/51           |                               |
| GRB 030913  | 49.4/54         | 39.2/53          | 38.6/52           |                               |

Notes.—The value pairs denoted with an asterisk are for the spectral model that we have chosen as characterizing the spectrum of the burst.

<sup>a</sup> PL: power-law.

<sup>b</sup> PLE: power-law times exponential cutoff.

<sup>c</sup> Band: Band function.

TABLE 3  
SPECTRAL PARAMETERS OF 45 HETE-2 GRBs

| GRB               | Class <sup>a</sup> | Model <sup>b</sup> | $\alpha$                | $\beta$                 | $E_{\text{peak}}$<br>(keV)  | $K_{15}^c$<br>( $10^{-2}$ photons $\text{cm}^{-2}$ $\text{s}^{-1}$ $\text{keV}^{-1}$ ) | $\chi^2$ | dot |
|-------------------|--------------------|--------------------|-------------------------|-------------------------|-----------------------------|--|----------|-----|
| GRB 010213.....   | XRF                | Band               | -1.0 (fixed)            | $-3.0^{+0.2}_{-0.5}$    | $3.4 \pm 0.4$               | $45^{+8}_{-5}$   | 41.4     | 44  |
| GRB 010225.....   | XRF                | PLE                | $1.3 \pm 0.3$           | ...                     | $32^{+27}_{-9}$             | $7^{+3}_{-2}$  | 36.1     | 39  |
| GRB 010326B†..... | XRR                | PLE                | $-1.1^{+0.3}_{-0.2}$    | ...                     | $52^{+19}_{-11}$            | $13^{+3}_{-2}$   | 95.0     | 111 |
| GRB 010612.....   | GRB                | PLE                | $1.1 \pm 0.2$           | ...                     | $240^{+290}_{-82}$          | $2.9 \pm 0.4$  | 57.5     | 65  |
| GRB 010613.....   | XRR                | Band               | $-1.0 \pm 0.3$          | $-2.0^{+0.1}_{-0.2}$    | $46^{+18}_{-10}$            | $15^{+4}_{-2}$   | 105.2    | 134 |
| GRB 010629B.....  | XRR                | PLE                | $1.1 \pm 0.1$           | ...                     | $46^{+5}_{-4}$              | $20 \pm 2$   | 89.9     | 110 |
| GRB 010921†.....  | XRR                | PLE                | $1.6 \pm 0.1$           | ...                     | $89^{+22}_{-14}$            | $42 \pm 2$   | 131.5    | 140 |
| GRB 010928†.....  | GRB                | PLE                | $-0.7 \pm 0.1$          | ...                     | $410^{+120}_{-75}$          | $6.3 \pm 0.6$  | 103.1    | 125 |
| GRB 011019.....   | XRF                | PLE                | -1.4 (fixed)            | ...                     | $19^{+18}_{-9}$             | $2.5^{+0.8}_{-0.6}$  | 58.1     | 68  |
| GRB 011103†.....  | XRR                | PL                 | $1.7^{+0.2}_{-0.3}$     | ...                     | ...                         | $2.7 \pm 0.9$  | 48.1     | 38  |
| GRB 011130.....   | XRF                | PL                 | ...                     | $-2.7 \pm 0.3$          | $<3.9^d$                    | $0.7 \pm 0.3$  | 40.7     | 40  |
| GRB 011212.....   | XRF                | PL                 | ...                     | $2.1 \pm 0.2$           | ...                         | $0.7 \pm 0.2$  | 42.9     | 54  |
| GRB 020124.....   | XRR                | PLE                | $-0.8^{+0.2}_{-0.1}$    | ...                     | $87^{+18}_{-13}$            | $9 \pm 1$  | 67.5     | 95  |
| GRB 020127.....   | XRR                | PLE                | $-1.0 \pm 0.1$          | ...                     | $100^{+47}_{-24}$           | $4.5^{+0.6}_{-0.5}$  | 82.1     | 110 |
| GRB 020317.....   | XRF                | PLE                | $-0.6^{+0.6}_{-0.5}$    | ...                     | $28^{+13}_{-7}$             | $7^{+8}_{-3}$  | 48.9     | 53  |
| GRB 020331.....   | GRB                | PLE                | $0.8 \pm 0.1$           | ...                     | $92^{+21}_{-14}$            | $4.0^{+0.5}_{-0.4}$  | 81.3     | 111 |
| GRB 020531.....   | GRB                | PLE                | $-0.8 \pm 0.1$          | ...                     | $230^{+110}_{-58}$          | $21 \pm 2$   | 117.2    | 141 |
| GRB 020625.....   | XRF                | PLE                | -1.1 (fixed)            | ...                     | $8.5^{+5.4}_{-2.9}$         | $2.8^{+1.1}_{-0.8}$  | 43.0     | 55  |
| GRB 020801†.....  | GRB                | Band               | $0.3^{+0.4}_{-0.3}$     | $2.0^{+0.2}_{-0.3}$     | $53^{+14}_{-11}$            | $6^{+2}_{-1}$  | 89.3     | 140 |
| GRB 020812.....   | XRR                | PLE                | $-1.1 \pm 0.3$          | ...                     | $88^{+10}_{-30}$            | $2.3^{+0.6}_{-0.5}$  | 45.2     | 68  |
| GRB 020813†.....  | GRB                | Band               | $-0.94^{+0.03}_{-0.03}$ | $-1.57^{+0.03}_{-0.04}$ | $140^{+14}_{-13}$           | $20.7 \pm 0.5$   | 162.4    | 140 |
| GRB 020819.....   | XRR                | Band               | $-0.9^{+0.2}_{-0.1}$    | $-2.0^{+0.2}_{-0.5}$    | $50^{+18}_{-12}$            | $11^{+3}_{-2}$   | 102.1    | 108 |
| GRB 020903.....   | XRF                | PL                 | ...                     | $2.6^{+0.4}_{-0.6}$     | $<5.0(2.6^{+1.4}_{-0.8})^d$ | $0.4 \pm 0.3$  | 22.0     | 26  |
| GRB 021004.....   | XRR                | PLE                | $1.0 \pm 0.2$           | ...                     | $80^{+53}_{-23}$            | $2.8^{+0.6}_{-0.5}$  | 64.5     | 68  |
| GRB 021021.....   | XRF                | PLE                | -1.3 (fixed)            | ...                     | $15^{+14}_{-8}$             | $1.2^{+0.5}_{-0.4}$  | 36.0     | 41  |
| GRB 021104†.....  | XRF                | PLE                | $-1.1 \pm 0.5$          | ...                     | $28^{+17}_{-8}$             | $8^{+5}_{-3}$  | 28.3     | 38  |
| GRB 021112.....   | XRR                | PLE                | $-0.9^{+0.1}_{-0.3}$    | ...                     | $57^{+39}_{-21}$            | $7^{+4}_{-2}$  | 68.7     | 61  |
| GRB 021211.....   | XRR                | Band               | $-0.9 \pm 0.1$          | $-2.2^{+0.1}_{-0.3}$    | $46^{+8}_{-6}$              | $33^{+4}_{-3}$   | 160.9    | 140 |
| GRB 030115.....   | XRR                | PLE                | $-1.3 \pm 0.1$          | ...                     | $83^{+53}_{-25}$            | $3.5 \pm 0.5$  | 54.4     | 67  |
| GRB 030226.....   | GRB                | PLE                | $-0.9 \pm 0.2$          | ...                     | $97^{+27}_{-17}$            | $3.5 \pm 0.4$  | 124.2    | 139 |
| GRB 030323.....   | XRR                | PL                 | $-1.6^{+0.2}_{-0.3}$    | ...                     | ...                         | $2.2^{+0.6}_{-0.7}$  | 27.6     | 33  |
| GRB 030324.....   | XRR                | PLE                | $1.5 \pm 0.1$           | ...                     | $150^{+630}_{-65}$          | $4.9^{+0.7}_{-0.6}$  | 67.1     | 76  |
| GRB 030328.....   | GRB                | Band               | $1.14^{+0.03}_{-0.03}$  | $2.1^{+0.2}_{-0.4}$     | $130^{+14}_{-13}$           | $6.6 \pm 0.2$  | 137.5    | 140 |
| GRB 030329.....   | XRR                | Band               | $-1.26^{+0.01}_{-0.02}$ | $-2.28^{+0.05}_{-0.06}$ | $68 \pm 2$                  | $146 \pm 2$  | 213.7    | 139 |
| GRB 030416.....   | XRF                | PL                 | ...                     | $-2.3^{+0.1}_{-0.2}$    | $<3.8(2.6^{+0.5}_{-1.8})^d$ | $0.9 \pm 0.2$  | 47.0     | 54  |
| GRB 030418.....   | XRR                | PLE                | $-1.5 \pm 0.1$          | ...                     | $46^{+32}_{-14}$            | $2.4^{+0.5}_{-0.4}$  | 63.2     | 68  |
| GRB 030429.....   | XRF                | PLE                | $-1.1^{+0.3}_{-0.2}$    | ...                     | $35^{+12}_{-8}$             | $4.1^{+1.3}_{-0.9}$  | 49.0     | 68  |
| GRB 030519†.....  | GRB                | Band               | $0.8 \pm 0.1$           | $1.7 \pm 0.1$           | $138^{+18}_{-15}$           | $73 \pm 2$   | 92.0     | 124 |
| GRB 030528†.....  | XRF                | Band               | $-1.3^{+0.2}_{-0.1}$    | $2.7^{+0.3}_{-1.0}$     | $32 \pm 5$                  | $14 \pm 2$   | 88.2     | 109 |
| GRB 030723.....   | XRF                | PL                 | ...                     | $-1.9 \pm 0.2$          | $<8.9^d$                    | $1.0 \pm 0.2$  | 135.2    | 142 |
| GRB 030725.....   | XRR                | PLE                | $1.51^{+0.04}_{-0.04}$  | ...                     | $102^{+19}_{-14}$           | $15.7 \pm 0.5$   | 150.7    | 141 |
| GRB 030821.....   | XRR                | PLE                | $0.9 \pm 0.1$           | ...                     | $84^{+15}_{-11}$            | $8.7^{+0.8}_{-0.7}$  | 95.1     | 98  |
| GRB 030823.....   | XRF                | PLE                | $1.3 \pm 0.2$           | ...                     | $27^{+8}_{-5}$              | $8 \pm 2$  | 77.9     | 110 |
| GRB 030824.....   | XRF                | PL                 | ...                     | $2.1 \pm 0.1$           | $<8.7(6.1^{+1.9}_{-4.2})^d$ | $5.3 \pm 0.8$  | 43.1     | 53  |
| GRB 030913.....   | GRB                | PLE                | $-0.8^{+0.3}_{-0.2}$    | ...                     | $120^{+110}_{-37}$          | $3.5^{+0.8}_{-0.7}$  | 39.2     | 53  |

NOTE.—Daggers denote that the constant factor is multiplied by the spectral model.

<sup>a</sup> GRB classification—XRF: X-ray-flash; XRR: X-ray-rich GRB; GRB: GRB.

<sup>b</sup> Spectral model—PL: power-law; PLE: power-law times exponential cutoff; Band: Band function.

<sup>c</sup> Normalization at 15 keV.

<sup>d</sup> 99.7% upper limit and 90% confidence interval (in parentheses) derived by the *constrained* Band function.

TABLE 4  
PHOTON NUMBER AND PHOTON ENERGY FLUENCES OF 45 *HETE-2* GRBS

| GRB         | DURATION (s) | PHOTON FLUENCE (photons cm <sup>-2</sup> ) | ENERGY FLUENCE (10 <sup>-7</sup> ergs cm <sup>-2</sup> ) | 2-400 keV                          | 30-400 keV                           | 2-30 keV                             | 2-400 keV                            | X-RAY/γ-RAY RATIO |
|-------------|--------------|--|--|------------------------------------|--------------------------------------|--------------------------------------|--------------------------------------|-------------------|
| GRB 010213  | 34.4         | 111 ± 5                                    | 0.7 <sup>+0.7</sup> <sub>-0.7</sub>                      | 112 ± 5                            | 7.9 <sup>+0.3</sup> <sub>-0.3</sub>  | 0.7 <sup>+0.6</sup> <sub>-0.6</sub>  | 9 ± 1                                | 11.4              |
| GRB 010225  | 9.8          | 28 ± 4                                     | 2.7 <sup>+1.0</sup> <sub>-1.0</sub>                      | 31 ± 4                             | 3.5 ± 0.4                            | 2.4 <sup>+0.3</sup> <sub>-0.3</sub>  | 3 ± 1                                | 1.5               |
| GRB 010326B | 3.5          | 17 ± 3                                     | 3.2 <sup>+0.5</sup> <sub>-0.5</sub>                      | 20 ± 3                             | 2.4 <sup>+0.3</sup> <sub>-0.3</sub>  | 8.8 <sup>+1.4</sup> <sub>-1.4</sub>  | 6 ± 1                                | 0.8               |
| GRB 010612  | 47.2         | 57 ± 13                                    | 29 ± 2   | 86 ± 14                            | 8.8 <sup>+1.4</sup> <sub>-1.4</sub>  | 50 <sup>+7</sup> <sub>-7</sub>       | 59 ± 7                               | 0.2               |
| GRB 010613  | 141.6        | 672 <sup>+110</sup> <sub>-91</sub>         | 169 ± 6  | 840 <sup>+92</sup> <sub>-92</sub>  | 102 ± 7                              | 228 ± 13                             | 329 ± 14                             | 0.5               |
| GRB 010629B | 24.6         | 183 ± 20                                   | 30 ± 2   | 213 ± 20                           | 25.4 <sup>+1.7</sup> <sub>-1.7</sub> | 28.6 <sup>+2.8</sup> <sub>-2.8</sub> | 54.0 <sup>+3.3</sup> <sub>-3.3</sub> | 0.9               |
| GRB 010921  | 23.9         | 610 ± 49                                   | 89 ± 4   | 699 <sup>+48</sup> <sub>-48</sub>  | 72 ± 3                               | 113 ± 8                              | 184 ± 10                             | 0.6               |
| GRB 010928  | 34.6         | 71 ± 9                                     | 105 ± 5  | 175 <sup>+10</sup> <sub>-10</sub>  | 13.7 ± 1.2                           | 22.6 <sup>+1.4</sup> <sub>-1.4</sub> | 239 ± 9                              | 0.1               |
| GRB 011019  | 24.6         | 28 ± 6                                     | 1.5 <sup>+1.2</sup> <sub>-1.2</sub>                      | 29 ± 6                             | 3.0 ± 0.6                            | 1.1 ± 0.7                            | 4.1 ± 1.5                            | 2.8               |
| GRB 011103  | 14.8         | 31 ± 5                                     | 4 ± 2  | 35 ± 7                             | 3.3 <sup>+0.8</sup> <sub>-0.8</sub>  | 6 ± 4                                | 10 ± 4                               | 0.5               |
| GRB 011130  | 50.0         | 86 ± 13                                    | 1.0 <sup>+1.0</sup> <sub>-1.0</sub>                      | 87 ± 13                            | 5.9 <sup>+1.0</sup> <sub>-1.0</sub>  | 1.0 <sup>+0.6</sup> <sub>-0.6</sub>  | 6.8 ± 1.9                            | 6.0               |
| GRB 011212  | 57.7         | 47 ± 7                                     | 2.3 <sup>+1.7</sup> <sub>-1.7</sub>                      | 50 ± 8                             | 4.2 <sup>+0.6</sup> <sub>-0.6</sub>  | 3.4 <sup>+2.8</sup> <sub>-2.8</sub>  | 7.6 ± 2.2                            | 1.3               |
| GRB 020124  | 40.6         | 115 ± 12                                   | 51 ± 4   | 166 <sup>+13</sup> <sub>-13</sub>  | 19.7 ± 1.4                           | 61 ± 8                               | 81 ± 8                               | 0.3               |
| GRB 020127  | 25.6         | 44 ± 4.1                                   | 15.6 ± 1.8   | 59 ± 5                             | 6.7 ± 0.5                            | 27 ± 4                               | 27 ± 4                               | 0.3               |
| GRB 020317  | 10.0         | 14 ± 4                                     | 1.7 <sup>+0.8</sup> <sub>-0.8</sub>                      | 16 ± 4                             | 2.2 <sup>+0.4</sup> <sub>-0.4</sub>  | 1.3 <sup>+0.9</sup> <sub>-0.9</sub>  | 3.5 ± 0.9                            | 1.7               |
| GRB 020331  | 75.0         | 93 ± 8                                     | 44 ± 4   | 137 ± 8                            | 16 ± 1.0                             | 53 ± 9                               | 69 ± 8                               | 0.3               |
| GRB 020531  | 1.0          | 7.5 ± 1.1                                  | 6.2 ± 0.5  | 13.7 ± 1.2                         | 1.3 ± 0.1                            | 11.1 ± 1.4                           | 12.3 ± 1.4                           | 0.1               |
| GRB 020625  | 41.9         | 25 ± 4                                     | 0.2 <sup>+0.2</sup> <sub>-0.2</sub>                      | 25 ± 4                             | 2.4 <sup>+0.8</sup> <sub>-0.8</sub>  | 0.1 <sup>+0.4</sup> <sub>-0.4</sub>  | 2.5 ± 0.8                            | 20.5              |
| GRB 020801  | 118.0        | 131 ± 24                                   | 70 ± 5   | 201 <sup>+27</sup> <sub>-27</sub>  | 26 ± 3                               | 95 ± 11                              | 121 ± 11                             | 0.3               |
| GRB 020813  | 60.2         | 53 ± 10                                    | 16 ± 3   | 69 ± 10                            | 8 ± 1                                | 19 ± 6                               | 27 ± 8                               | 0.4               |
| GRB 020813  | 113.0        | 845 ± 23                                   | 480 ± 5  | 1325 <sup>+22</sup> <sub>-22</sub> | 139 ± 3                              | 840 <sup>+12</sup> <sub>-12</sub>    | 979 ± 13                             | 0.2               |
| GRB 020819  | 50.2         | 163 ± 9                                    | 46 ± 4   | 209 ± 10                           | 25.2 <sup>+1.1</sup> <sub>-1.1</sub> | 63 ± 8                               | 88 ± 10                              | 0.4               |
| GRB 020903  | 13.0         | 13 ± 3                                     | 0.2 <sup>+0.1</sup> <sub>-0.1</sub>                      | 13 ± 3                             | 0.8 <sup>+0.2</sup> <sub>-0.2</sub>  | 0.2 <sup>+0.4</sup> <sub>-0.4</sub>  | 1.0 ± 0.3                            | 7.3               |
| GRB 021004  | 49.7         | 50 ± 5                                     | 15 ± 3   | 65 ± 6                             | 7.7 ± 0.7                            | 18 ± 5                               | 26 ± 7                               | 0.4               |
| GRB 021021  | 49.2         | 23 ± 5                                     | 0.9 ± 0.1  | 24 ± 5                             | 2.5 ± 0.6                            | 0.6 ± 0.1                            | 3.1 ± 1.1                            | 4.0               |
| GRB 021104  | 31.4         | 79 ± 21                                    | 7.5 ± 2.5  | 86 ± 30                            | 10 ± 2                               | 6 ± 4                                | 16 ± 5                               | 1.7               |
| GRB 021112  | 4.0          | 9 ± 2                                      | 2.1 ± 0.6  | 11 ± 2                             | 1.3 ± 0.3                            | 2.1 ± 1.1                            | 3.5 ± 1.1                            | 0.6               |
| GRB 021211  | 8.0          | 74.6 ± 2.4                                 | 18.9 ± 0.9   | 93.4 ± 2.6                         | 11.6 ± 0.3                           | 23.7 ± 2.0                           | 35.3 ± 2.1                           | 0.5               |
| GRB 030115  | 36.0         | 59 ± 5                                     | 12.6 ± 1.8   | 71 ± 6                             | 7.9 ± 0.6                            | 15 ± 4                               | 23 ± 4                               | 0.5               |
| GRB 030226  | 68.8         | 80 ± 10                                    | 33 ± 3   | 114 ± 11                           | 13 ± 1                               | 43 ± 7                               | 56 ± 7                               | 0.3               |
| GRB 030233  | 19.6         | 29 ± 16                                    | 5.5 ± 1.8  | 35 ± 15                            | 3.4 ± 1.2                            | 9 ± 4                                | 12 ± 4                               | 0.4               |
| GRB 030234  | 15.7         | 44 ± 4                                     | 9.0 ± 1.3  | 53 ± 5                             | 5.5 ± 0.4                            | 13 ± 3                               | 18 ± 3                               | 0.4               |
| GRB 030328  | 199.2        | 556 ± 12                                   | 193 ± 6  | 751 ± 12                           | 82 ± 1                               | 287 ± 14                             | 370 ± 14                             | 0.3               |
| GRB 030329  | 62.9         | 4120 <sup>+43</sup> <sub>-43</sub>         | 843 ± 6  | 4960 ± 40                          | 553 ± 3                              | 1076 ± 11                            | 1630 ± 11                            | 0.5               |
| GRB 030416  | 78.6         | 114 ± 10                                   | 3.2 ± 0.8  | 117 ± 10                           | 9.0 ± 0.9                            | 3.7 ± 1.9                            | 13 ± 3                               | 2.4               |
| GRB 030418  | 110.1        | 143 ± 9                                    | 17 ± 4   | 161 ± 10                           | 17.1 ± 1.1                           | 17 ± 5                               | 35 ± 6                               | 1.0               |
| GRB 030429  | 24.6         | 35 ± 5                                     | 4.4 ± 1.2  | 40 ± 5                             | 4.7 ± 0.5                            | 3.8 ± 1.2                            | 8.5 ± 1.3                            | 1.3               |
| GRB 030519  | 21.0         | 486 ± 24                                   | 843 ± 24   | 843 ± 24                           | 87.1 ± 2.4                           | 610 ± 10                             | 697 ± 10                             | 0.1               |
| GRB 030528  | 83.6         | 512 <sup>+40</sup> <sub>-40</sub>          | 54 ± 3   | 566 ± 40                           | 62 ± 3                               | 56 ± 7                               | 119 ± 8                              | 1.1               |
| GRB 030723  | 31.3         | 29 ± 4                                     | 0.6 ± 0.5  | 29 ± 4                             | 2.8 ± 0.5                            | 0.4 ± 0.5                            | 3.2 ± 0.8                            | 7.5               |
| GRB 030725  | 83.9         | 785 ± 28                                   | 127 ± 4  | 912 ± 28                           | 94 ± 2                               | 167 ± 10                             | 261 ± 10                             | 0.6               |
| GRB 030821  | 21.2         | 61 ± 6                                     | 23.1 ± 1.5   | 84 ± 6                             | 10.0 ± 0.6                           | 28 ± 3                               | 37 ± 3                               | 0.4               |
| GRB 030823  | 55.6         | 191 ± 17                                   | 16 ± 3   | 207 ± 18                           | 23.1 ± 1.6                           | 13 ± 4                               | 36 ± 4                               | 1.8               |
| GRB 030824  | 15.7         | 103 ± 15                                   | 4.7 ± 1.4  | 108 ± 15                           | 8.9 ± 1.1                            | 5.8 ± 2.4                            | 15 ± 3                               | 1.5               |
| GRB 030913  | 9.1          | 10.5 ± 1.8                                 | 5.8 ± 0.8  | 16 ± 2                             | 1.8 ± 0.2                            | 8 ± 2                                | 10 ± 2                               | 0.2               |

TABLE 5  
PEAK (1 s) PHOTON NUMBER FLUX OF 45 *HETE*-2 GRBs

| GRB              | Class <sup>a</sup> | Model <sup>b</sup> | $F_{\text{peak}(2-30 \text{ keV})}^N$<br>(photons cm <sup>-2</sup> s <sup>-1</sup> ) | $F_{\text{peak}(30-400 \text{ keV})}^N$                | $F_{\text{peak}(2-400 \text{ keV})}^N$ | $F_{\text{peak}(50-300 \text{ keV})}^N$                |
|------------------|--------------------|--------------------|--|--|--|--|
| GRB 010213.....  | XRF                | Band               | 6.3 ± 0.8  | (3.0 ± 0.6) × 10 <sup>-3</sup>                         | 6.3 ± 0.8                              | (1.1 ± 0.2) × 10 <sup>-2</sup>                         |
| GRB 010225.....  | XRF                | PLE                | 5.1 ± 2.4  | 0.3 ± 0.2  | 5.5 ± 2.4                              | (9.6 ± 9.4) × 10 <sup>-2</sup>                         |
| GRB 010326B..... | XRR                | PLE                | 11 ± 3   | 1.5 ± 0.4  | 12 ± 3                                 | 0.7 ± 0.2  |
| GRB 010612.....  | GRB                | PLE                | 4.3 ± 1.2  | 4.4 ± 0.5  | 8.7 ± 1.4                              | 3.1 ± 0.4  |
| GRB 010613.....  | XRR                | Band               | 25 ± 12  | 2.7 ± 0.9  | 27 ± 11                                | 1.2 ± 0.4  |
| GRB 010629B..... | XRR                | PLE                | 39 ± 7   | 4.2 ± 0.4  | 43 ± 7                                 | 1.9 ± 0.3  |
| GRB 010921.....  | XRR                | PLE                | 34 ± 4   | 5.7 ± 0.5  | 40 ± 4                                 | 3.2 ± 0.3  |
| GRB 010928.....  | GRB                | PLE                | 3.8 ± 0.8  | 6.9 ± 0.5  | 11 ± 1                                 | 5.0 ± 0.5  |
| GRB 011019.....  | XRF                | PL                 | 3.6 ± 1.4  | 0.2 ± 0.1  | 3.8 ± 1.4                              | (7.4 ± 7.3) × 10 <sup>-2</sup>                         |
| GRB 011103.....  | XRR                | PL                 | 4.4 ± 1.1  | 0.1 ± 0.1  | 4.6 ± 1.1                              | (6.5 ± 4.3) × 10 <sup>-2</sup>                         |
| GRB 011130.....  | XRF                | PL                 | 5.3 ± 1.3  | (8.2 ± 6.3) × 10 <sup>-2</sup>                         | 5.4 ± 1.3                              | (3.6 ± 3.2) × 10 <sup>-2</sup>                         |
| GRB 011212.....  | XRF                | PL                 | 1.1 ± 1.0  | <7.7 × 10 <sup>-2</sup>                                | 1.1 ± 1.0                              | <4.4 × 10 <sup>-2</sup>                                |
| GRB 020124.....  | XRR                | PLE                | 6.9 ± 1.6  | 2.5 ± 0.4  | 9.4 ± 1.8                              | 1.4 ± 0.3  |
| GRB 020127.....  | XRR                | PLE                | 6.0 ± 1.2  | 2.2 ± 0.4  | 8.1 ± 1.5                              | 1.3 ± 0.3  |
| GRB 020317.....  | XRF                | PLE                | 4.6 ± 1.0  | 0.6 ± 0.3  | 5.3 ± 1.1                              | 0.2 ± 0.1  |
| GRB 020331.....  | GRB                | PLE                | 1.9 ± 0.4  | 1.7 ± 0.2  | 3.7 ± 0.5                              | 1.2 ± 0.2  |
| GRB 020531.....  | GRB                | PLE                | 17 ± 5   | 5.6 ± 0.7  | 23.0 ± 4.7                             | 3.6 ± 0.5  |
| GRB 020625.....  | XRF                | PL                 | 2.9 ± 1.0  | 0.3 ± 0.2  | 3.2 ± 1.1                              | 0.2 ± 0.1  |
| GRB 020801.....  | GRB                | Band               | 6.4 ± 1.1  | 1.4 ± 0.3  | 7.7 ± 2.1                              | 0.8 ± 0.2  |
| GRB 020812.....  | XRR                | PLE                | 2.5 ± 0.8  | 0.8 ± 0.3  | 3.3 ± 1.0                              | 0.5 ± 0.2  |
| GRB 020813.....  | GRB                | Band               | 20 ± 1   | 13 ± 1   | 32 ± 2                                 | 8.3 ± 0.6  |
| GRB 020819.....  | XRR                | Band               | 12 ± 1   | 5.6 ± 0.4  | 18 ± 1                                 | 3.4 ± 0.3  |
| GRB 020903.....  | XRF                | PL                 | 2.8 ± 0.7  | 3.2 <sup>+6.7</sup> <sub>-2.4</sub> × 10 <sup>-2</sup> | 2.8 ± 0.7                              | 1.4 <sup>+3.7</sup> <sub>-1.1</sub> × 10 <sup>-2</sup> |
| GRB 021004.....  | XRR                | PLE                | 1.8 ± 0.4  | 0.9 ± 0.2  | 2.7 ± 0.5                              | 0.4 ± 0.2  |
| GRB 021021.....  | XRF                | PL                 | 2.1 ± 1.1  | 0.3 ± 0.2  | 2.5 ± 1.2                              | 0.2 ± 0.2  |
| GRB 021104.....  | XRF                | PLE                | 4.2 ± 1.8  | 0.7 ± 0.2  | 4.9 ± 1.8                              | 0.3 ± 0.1  |
| GRB 021112.....  | XRR                | PLE                | 3.5 ± 1.2  | 1.0 ± 0.4  | 4.5 ± 1.3                              | 0.6 ± 0.3  |
| GRB 021211.....  | XRR                | Band               | 22 ± 1   | 8.4 ± 0.6  | 30 ± 2                                 | 4.1 ± 0.3  |
| GRB 030115.....  | XRR                | PLE                | 7.0 ± 1.3  | 1.2 ± 0.2  | 8.1 ± 1.4                              | 1.2 ± 0.2  |
| GRB 030226.....  | GRB                | PLE                | 1.7 ± 0.5  | 1.0 ± 0.2  | 2.7 ± 0.6                              | 0.6 ± 0.1  |
| GRB 030323.....  | XRR                | PL                 | 3.4 ± 2.1  | 0.5 ± 0.2  | 3.9 ± 2.1                              | 0.3 ± 0.2  |
| GRB 030324.....  | XRR                | PLE                | 6.6 ± 1.0  | 1.6 ± 0.3  | 8.3 ± 1.2                              | 1.0 ± 0.2  |
| GRB 030328.....  | GRB                | Band               | 6.7 ± 0.5  | 4.9 ± 0.3  | 11.6 ± 0.9                             | 3.3 ± 0.2  |
| GRB 030329.....  | XRR                | Band               | 379 ± 21   | 72 ± 4   | 451 ± 25                               | 38 ± 2   |
| GRB 030416.....  | XRF                | PL                 | 4.5 ± 0.9  | 0.3 ± 0.1  | 4.8 ± 0.9                              | (1.4 ± 0.6) × 10 <sup>-2</sup>                         |
| GRB 030418.....  | XRR                | PLE                | 3.7 ± 0.9  | 0.3 ± 0.2  | 4.0 ± 0.9                              | 0.1 ± 0.1  |
| GRB 030429.....  | XRF                | PLE                | 3.1 ± 0.7  | 0.7 ± 0.2  | 3.8 ± 0.8                              | 0.3 ± 0.1  |
| GRB 030519.....  | GRB                | Band               | 7.5 ± 3.4  | 12 ± 5   | 19 ± 8                                 | 8 ± 3  |
| GRB 030528.....  | XRF                | Band               | 17.3 ± 1.5   | 0.6 ± 0.1  | 17.9 ± 1.6                             | (1.5 ± 0.6) × 10 <sup>-1</sup>                         |
| GRB 030723.....  | XRF                | PLE                | 2.0 ± 0.4  | 0.1 ± 0.1  | 2.1 ± 0.4                              | 3.1 <sup>+9.4</sup> <sub>-2.6</sub> × 10 <sup>-2</sup> |
| GRB 030725.....  | XRR                | PLE                | 25 ± 2   | 9.1 ± 0.6  | 34 ± 2                                 | 5.7 ± 0.4  |
| GRB 030821.....  | XRR                | PLE                | 3.8 ± 0.7  | 1.9 ± 0.3  | 5.8 ± 0.9                              | 1.2 ± 0.2  |
| GRB 030823.....  | XRF                | PLE                | 7.0 ± 1.6  | 0.6 ± 0.3  | 7.6 ± 1.7                              | 0.2 ± 0.1  |
| GRB 030824.....  | XRF                | PL                 | 12 ± 4   | 0.3 ± 0.1  | 12.7 ± 3.8                             | (1.3 ± 0.7) × 10 <sup>-1</sup>                         |
| GRB 030913.....  | GRB                | PLE                | 2.2 ± 0.5  | 1.4 ± 0.3  | 3.6 ± 0.6                              | 0.9 ± 0.2  |

<sup>a</sup> GRB classification—XRF: X-ray-flash; XRR: X-ray-rich GRB; GRB: GRB.

<sup>b</sup> Spectral model—PL: power-law; PLE: power-law times exponential cutoff; Band: Band function.

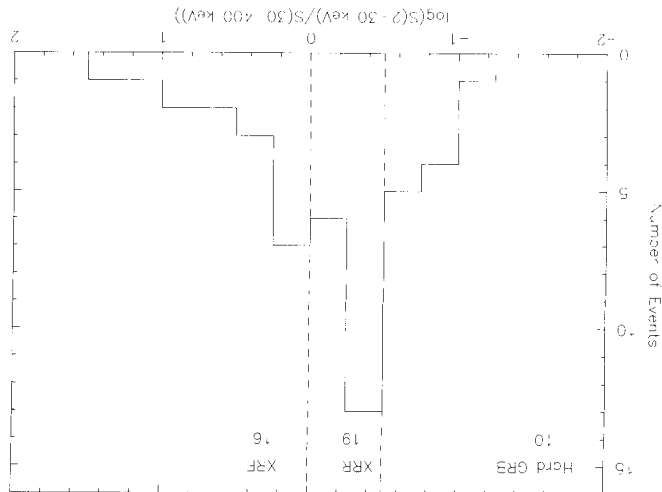


Fig. 2. Distribution of the fluence ratio  $S_2(2-30 \text{ keV})/S_2(30-400 \text{ keV})$ . The dashed lines correspond to the borders between hard GRBs and XRFs, and between XRFs and XRRs.

$S_2(2-30 \text{ keV})$  and  $S_2(30-400 \text{ keV})$ ;  $S_2(30-400 \text{ keV}) - (0.722 \pm 0.161) \times S_2(2-30 \text{ keV})^{1.282 \pm 0.082}$ . The values of the slope and the uncertainty in the slope that we find imply a significance for the correlation of  $\sim 15 \sigma$ . The correlation coefficient of  $+0.851$  that we find between the two quantities also implies a high significance for the correlation; the probability of such a correlation occurring by chance for the sample size of 45 bursts is  $1.1 \times 10^{-8}$ . The tightness of the correlation implies that there are no bursts in the *HEUTE-2* sample with a high X-ray fluence and a low  $\gamma$ -ray fluence, or vice versa.

#### 4. DURATIONS

Figure 4 shows the distributions of  $T_{50}$  (Fig. 4a) and  $T_{90}$  (Fig. 4b) durations in the WXM energy band 2–25 keV for each kind of GRB. For comparison, we also show the distributions of  $T_{50}$  and  $T_{90}$  durations for the BATSE bursts (Pacigas et al. 1999).

The durations of the brightest peaks of GRBs show a strong dependence on the energy band in which they are measured (Fenimore et al. 1995), as does the overall duration of the bursts (Norris et al. 2000), with both  $\propto E^{-0.4}$ . Therefore, one might expect the  $T_{50}$  and  $T_{90}$  distributions for XRFs, XRRs, and GRBs to be different, and the  $T_{50}$  and  $T_{90}$  distributions for XRFs and XRRs to differ from those for long BATSE bursts, particularly since the durations of the latter were measured in a higher energy band. We have used the Kolmogorov-Smirnov (K-S) test to investigate this possibility. Applying this test to the  $T_{50}$  distributions for XRFs and GRBs, and XRF and XRRs, we find K-S test probabilities of 0.25, 0.47, and 0.88, respectively. For the  $T_{90}$  distribution, we find K-S test probabilities for the same cross-comparisons of 0.97, 0.99, and 0.91, respectively. Applying the K-S test to the  $T_{50}$  distributions for XRFs plus XRRs and long BATSE bursts, we find K-S probabilities of 0.42 and 0.74, respectively. For the  $T_{90}$  distribution, we find K-S test probabilities for the same cross-comparisons of 0.66 and 0.55, respectively.

These K-S tests reveal no statistically significant evidence that the distributions of  $T_{50}$  and  $T_{90}$  durations for XRFs, XRRs, and GRBs are different, or that the distributions of  $T_{50}$  and  $T_{90}$  durations for XRFs and XRRs plus GRBs are different from those for long BATSE bursts. The last result is consistent with

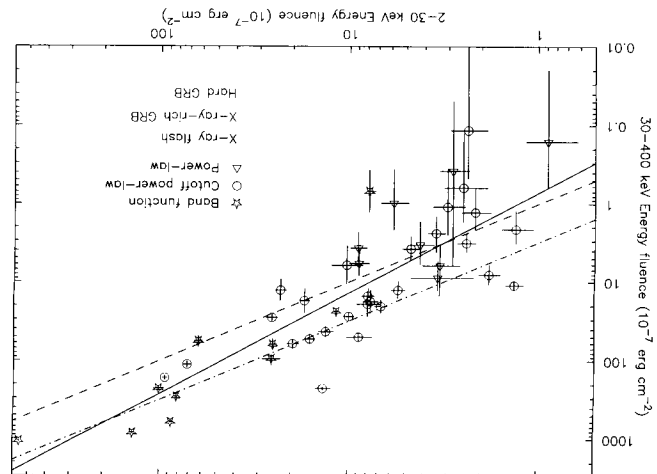


Fig. 3. Distribution of the bursts in this study in the  $[S_2(2-30 \text{ keV}), S_2(30-400 \text{ keV})]$  plane. The dashed line corresponds to the boundary between XRFs and XRRs. The dot-dashed line corresponds to the boundary between XRFs and GRBs. The solid line is the best linear fit to the burst distribution and is given by  $S_2(30-400 \text{ keV}) - (0.722 \pm 0.161) \times S_2(2-30 \text{ keV})^{1.282 \pm 0.082}$ . The correlation coefficient of the burst distribution is 0.851. The probability of such a correlation occurring by chance for the sample size of 45 bursts is  $1.1 \times 10^{-8}$ .

the conclusion reached by Kippen et al. (2003), who found no statistically significant evidence that the  $T_{50}$  and  $T_{90}$  distributions of *BepposAX* WFC XRFs and long *Compton Gamma Ray Observatory* (CGRO) BATSE bursts differ. However, we caution that the size of the current *HEUTE-2* samples of XRFs, XRRs, and GRBs is small, as is the size of the sample of *BepposAX* WFC XRFs, and therefore the power of these K-S tests is small.

#### 5. SKY DISTRIBUTIONS

Figure 5 shows the sky distribution in ecliptic coordinates of the 44 *HEUTE-2* XRFs, XRRs, and GRBs in this study.<sup>19</sup> The *HEUTE-2* sky coverage is not uniform, and as a result it is difficult to make a meaningful statement about the sky distributions of these three kinds of GRBs. Modulo this and the relatively small sample size of each of the three kinds of bursts, there is no statistically significant evidence that the sky distributions of the three kinds of bursts are different.

#### 6. DISTRIBUTION OF SPECTRAL PARAMETERS

We find that a simple PL model provides an adequate fit to the spectral data for eight of the 45 bursts in this study (six XRFs and two XRRs). In the case of the six bursts we classify as XRFs, the slope of the power-law index is  $< -2$ . We interpret this result as follows. The spectral data for these bursts do not constrain  $F_{\text{obs}}^{\text{peak}}$ , but the fact that  $\beta < -2$  means that we are observing the high-energy power-law portion of their Band-model spectra, and  $F_{\text{obs}}^{\text{peak}}$  is near or below 2 keV, the lower limit of the WXM energy band. We therefore conclude that these are XRFs.

In the case of the four XRRs, the normalization constants,  $K_{15}$ , of the spectra are the lowest among all of the XRRs and GRBs. We therefore interpret the lack of evidence for  $F_{\text{obs}}^{\text{peak}}$  in these bursts as due to the low signal-to-noise ratio of their spectra. In these cases, it is difficult to constrain the break energy,  $E_0$ , and a power-law model gives an adequate fit to the spectral data.

<sup>19</sup> Since the attitude control camera was not operational, the ecliptic coordinates of GRB 010225 are not available.



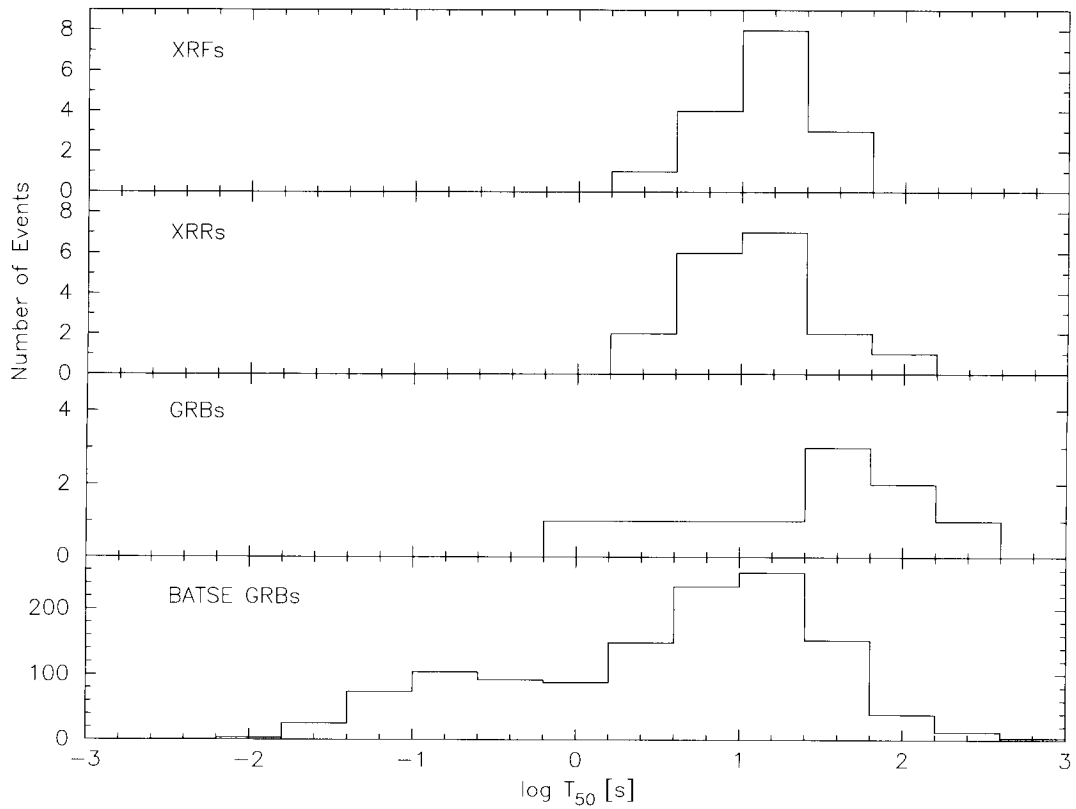


FIG. 4a

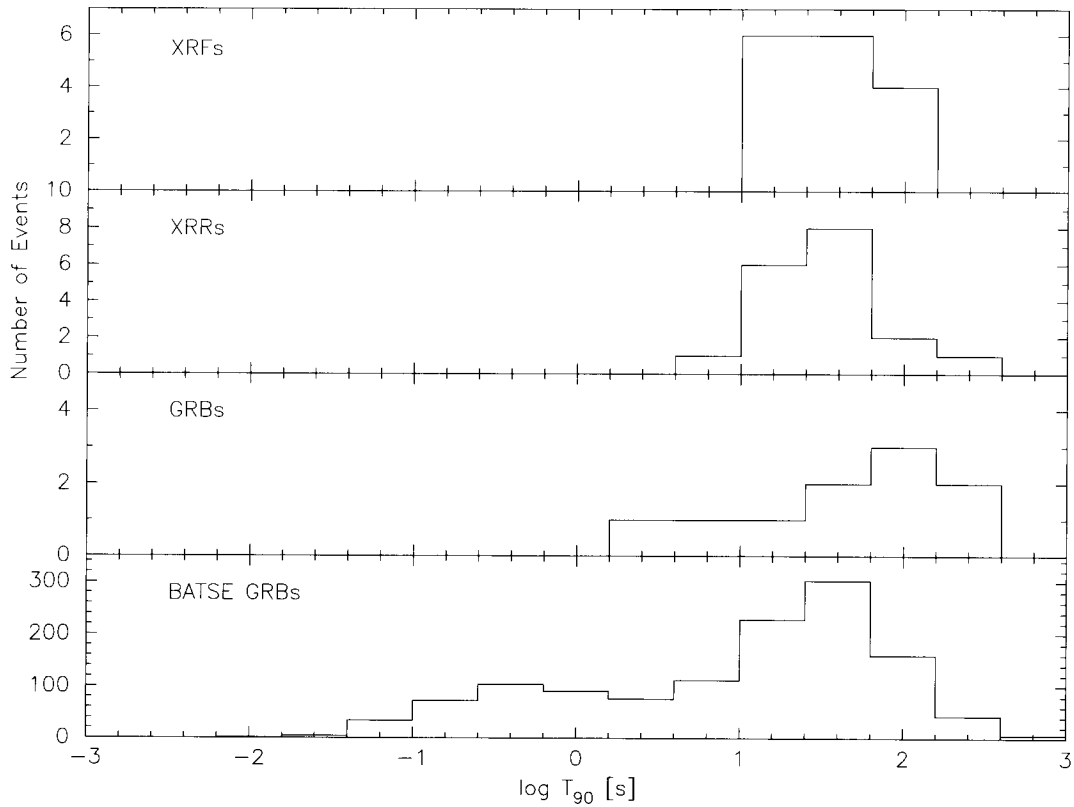


FIG. 4b

FIG. 4.— Comparison between (a)  $T_{50}$  and (b)  $T_{90}$  measures of burst duration in the 2–25 keV energy band for the three kinds of bursts seen by *HETE-2*, and in the 50–300 keV energy band for BATSE GRBs. The panels in (a) and (b) show (from top to bottom) the distribution of the durations of XRFs, XRRs, GRBs, and BATSE GRBs. The duration of the BATSE sample includes not only the long GRBs but also the short GRBs. There is no statistically significant evidence for any differences between the  $T_{50}$  and  $T_{90}$  durations of XRFs, XRRs, and GRBs, or between XRFs and long BATSE bursts (see the text for details).

would otherwise be, and the peak energy  $E_{\text{peak}}^{\text{obs}}$  of the spectrum in  $\nu F_{\nu}$  is larger than it would otherwise be (see Fig. 3 of Band et al. 1993). This systematic effect must be kept in mind when comparing bursts for which the PLE model adequately represents the data and bursts for which the Band model is required to adequately represent the data. We therefore show the  $\alpha$ -values for burst spectra requiring the Band model as hatched regions, and the  $\alpha$ -values for burst spectra that are adequately fit by the PLE model as nonhatched regions. However, there is no clear evidence in Figure 6 of the above systematic effect.

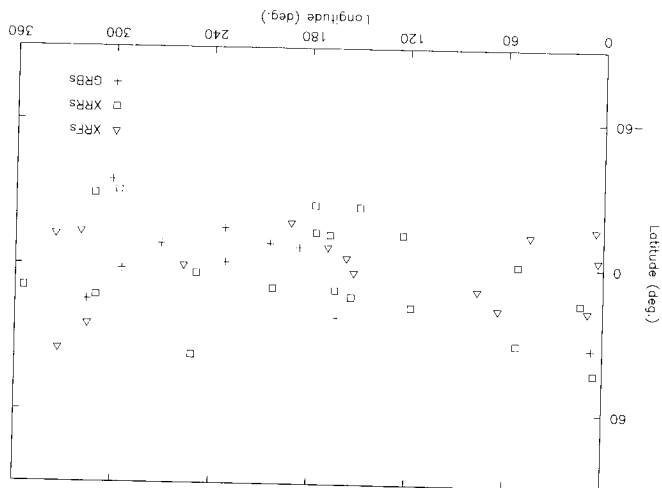
The distribution of the low-energy photon index  $\alpha$  clusters around  $-1$ , and is similar to the BATSE distribution of  $\alpha$ -values (Prece et al. 2000). The relatively small number of bursts with  $\alpha > -0.5$  in the *HETE-2* burst sample compared to the BATSE sample of bright bursts (Prece et al. 2000) could have three possible explanations: (1) the *HETE-2* burst sample might be lacking very hard GRBs because such bursts are relatively more difficult for the WXM to detect and to localize; (2) the *HETE-2* values are for time-averaged burst spectra, whereas the  $\alpha$ -values reported for the BATSE sample of bright bursts by Prece et al. (2000) are for time-resolved spectra; and (3) the PLE model provides an adequate fit to the spectra for most of the *HETE-2* bursts, and therefore the value of  $\alpha$  is systematically more negative than it would otherwise be, as mentioned above. The first scenario is unlikely because, even if very hard GRBs had peak fluxes and fluences that were comparable to those of softer GRBs, *HETE-2* GRBs have, in fact, larger peak fluxes and fluences than do softer bursts (Mallozzi et al. 1995; Prece et al. 2000). The second scenario may play a role, since it is well known that the spectra of most bursts are hardest at or near the peak of the burst time history and softer afterward. We regard the third scenario as the most likely, since the vast majority of the 5000 time-resolved burst spectra in the BATSE sample were fit using the Band model.

Applying the K-S test to the distributions of  $\alpha$  for XRFs and GRBs, XRFs and GRBs, and XRF and XRRs (see Fig. 6a), we find K-S test probabilities of 0.27, 0.79, and 0.21, respectively. Thus there is no statistically significant evidence that the distributions of  $\alpha$ -values for the burst-averaged spectra of XRFs, XRRs, and GRBs are different. However, this conclusion is a weak one, given the current small sample sizes of *HETE-2* XRFs, XRRs, and GRBs, and the presence of the above systematic effect.

### 6.2. Distribution of $E_{\text{peak}}^{\text{obs}}$ and $\beta$ -Values

Figure 7 shows the distribution of the values of the observed peak energy  $E_{\text{peak}}^{\text{obs}}$  of the burst spectra in  $\nu F_{\nu}$ . The events labeled with left-pointing arrows are the 99.7% upper limits for  $E_{\text{peak}}^{\text{obs}}$  derived using the *constrained* Band function. A detailed description of the *constrained* Band function is given in Sakamoto et al. (2004). The distribution of  $E_{\text{peak}}^{\text{obs}}$  values is clearly distorted by the systematic effect mentioned above; i.e., bursts for which the PLE model provides an adequate representation of the data have values of  $E_{\text{peak}}^{\text{obs}}$  that are larger than they would otherwise be. Despite this systematic effect, the distribution of  $E_{\text{peak}}^{\text{obs}}$  values for the sample of *HETE-2* GRBs is much broader than that for the BATSE sample of time-resolved spectra of bright bursts (Prece et al. 2000). In particular, the distribution of  $E_{\text{peak}}^{\text{obs}}$  values in the *HETE-2* burst sample extends to much lower energies. There are clear differences between the  $E_{\text{peak}}^{\text{obs}}$  distributions for XRFs, XRRs, and GRBs, but this is simply because of the strong correlation that must exist between  $E_{\text{peak}}^{\text{obs}}$  and the fluence ratio  $S_E(2-30 \text{ keV})/S_E(30-400 \text{ keV})$ .

Fig. 5. Comparison of the sky distributions in ecliptic coordinates for all of the *HETE-2* bursts in this study.



We find that the PLE model is preferred at a significance  $\tilde{Q} < 10^{-2}$  over the PL model and provides an adequate fit to the spectral data for 27 of the 45 bursts in this study (eight XRFs, 13 XRRs, and six GRBs). The Band model is preferred at a significance  $\tilde{Q} < 10^{-2}$  over the PLE model and provides an adequate fit to the XRF, five XRRs, and four GRBs) in this study.

Two of the bursts for which the Band model is preferred by the data over the PLE model and provides an adequate fit to the spectral data have values of the high-energy power-law index  $\beta > -2$  (GRBs 020813 and 030519). We do not include these two bursts in the sample of bursts whose spectral properties we now discuss, because the  $E_{\text{peak}}^{\text{obs}}$  found by fitting to the *HETE-2* WXM and FREGATE data lies near or above the upper limit of the FREGATE energy band and is not the actual energy of the peak of the burst spectrum in  $\nu F_{\nu}$ . Therefore the high-energy power law in the Band model that we fit to the *HETE-2* data is not the actual  $\beta$  in the Band-model spectrum.

Table 2 gives both the  $\chi^2$  and the number of degrees of freedom (dof) for all of the spectral fits that we have done. In this table, we show with asterisks the models that are preferred at a significance  $\tilde{Q} < 10^{-2}$  and that provide an adequate fit to the data. These are the models that we have chosen as characterizing the burst-averaged spectra of the bursts in this study. Tables 3, 4, and 5 give the spectral parameters for the chosen model, the photon number and photon energy fluences in various energy bands, and the photon number and photon energy peak fluxes in various energy bands, for the 45 bursts in this study.

### 6.1. Distribution of $\alpha$ -Values

Figure 6 shows the distribution of the low-energy photon index  $\alpha$ . In this figure, we include bursts that require the PLE model or the Band model in order to adequately represent their energy spectra. We do not include bursts whose spectra are adequately represented by a simple PL model, since in this case the photon index of the PL model is most likely the high-energy photon index  $\beta$  of the Band model.

There is a well-known systematic effect when fitting the PLE model to a spectrum whose shape is that of the Band model but for which the energy range or the signal-to-noise ratio of the observations is insufficient to require the Band model; the low-energy power-law index  $\alpha$  is smaller (more negative) than it

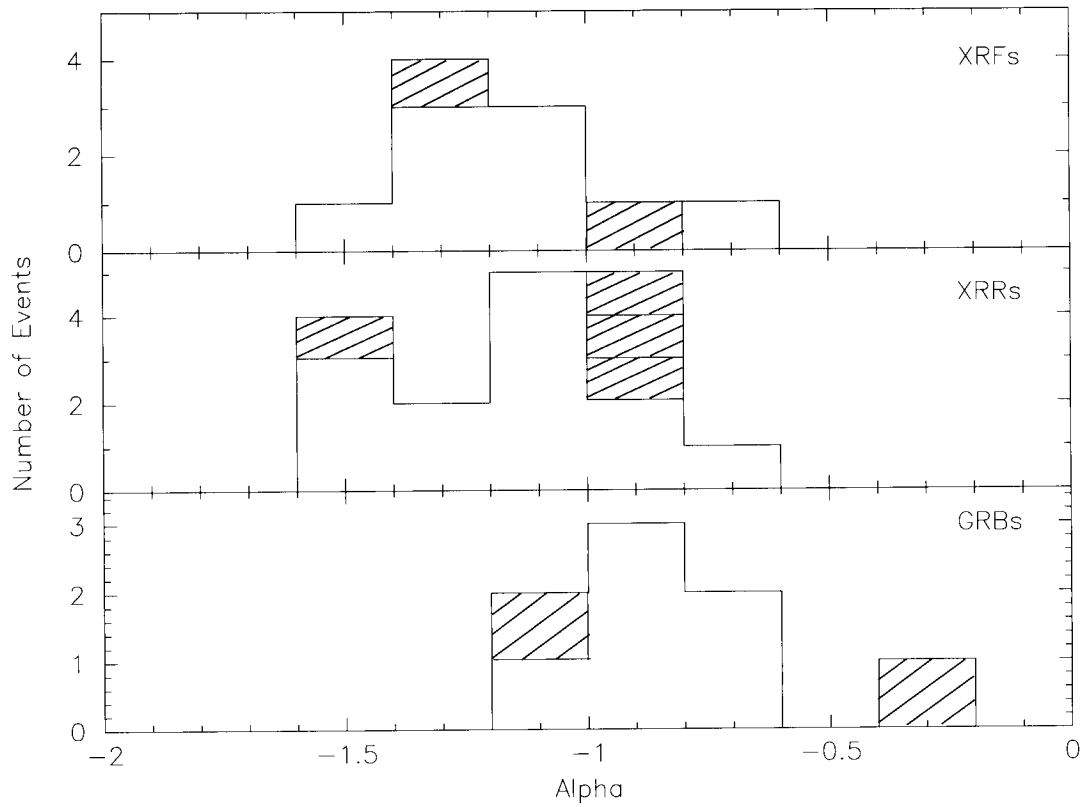


FIG. 6a

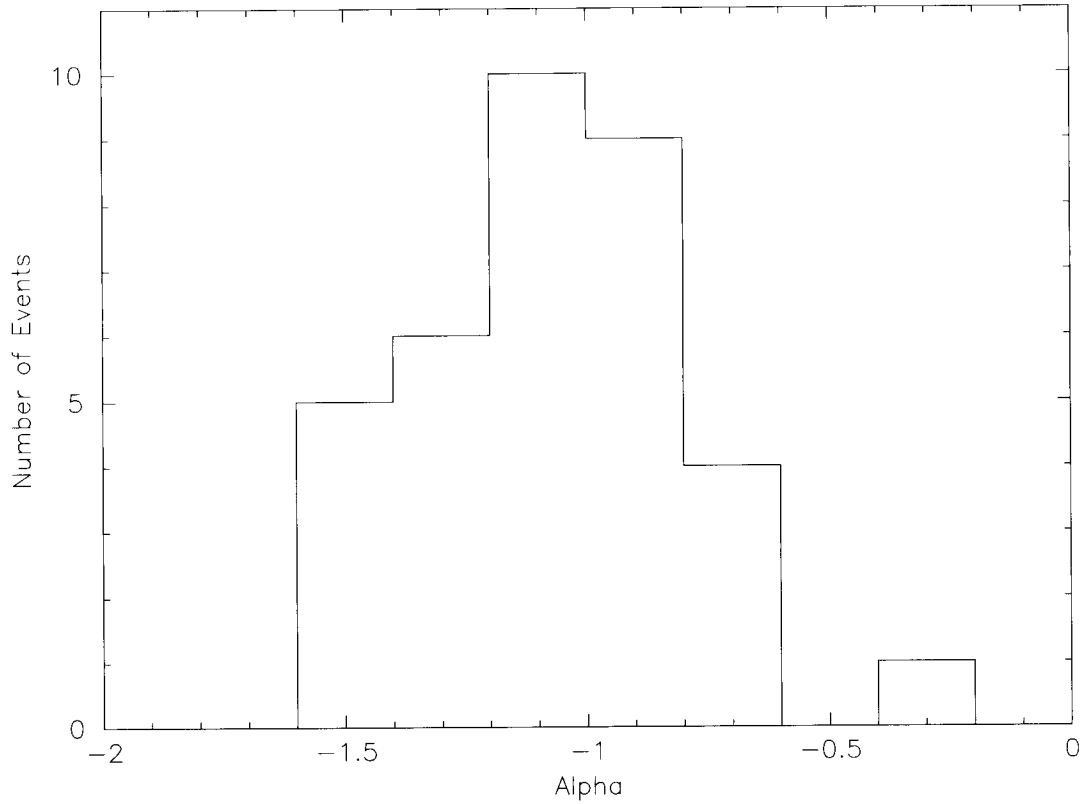


FIG. 6b

FIG. 6.— Distribution of the low-energy power-law index  $\alpha$  for (a) each of the three kinds of bursts and (b) all of the bursts. (a) The hatched  $\alpha$ -values are the burst spectra requiring the Band model, and the nonhatched  $\alpha$ -values are the burst spectra that are adequately fit by the PLE model.

Fig. 7. Distribution of  $E_{\text{peak}}$  for (a) each of the three kinds of bursts and (b) all of the bursts. (a) The hatched  $E_{\text{peak}}$  values are the burst spectra requiring the Band model, and the nonhatched  $E_{\text{peak}}$  values are the burst spectra that are adequately fit by the PLF model.

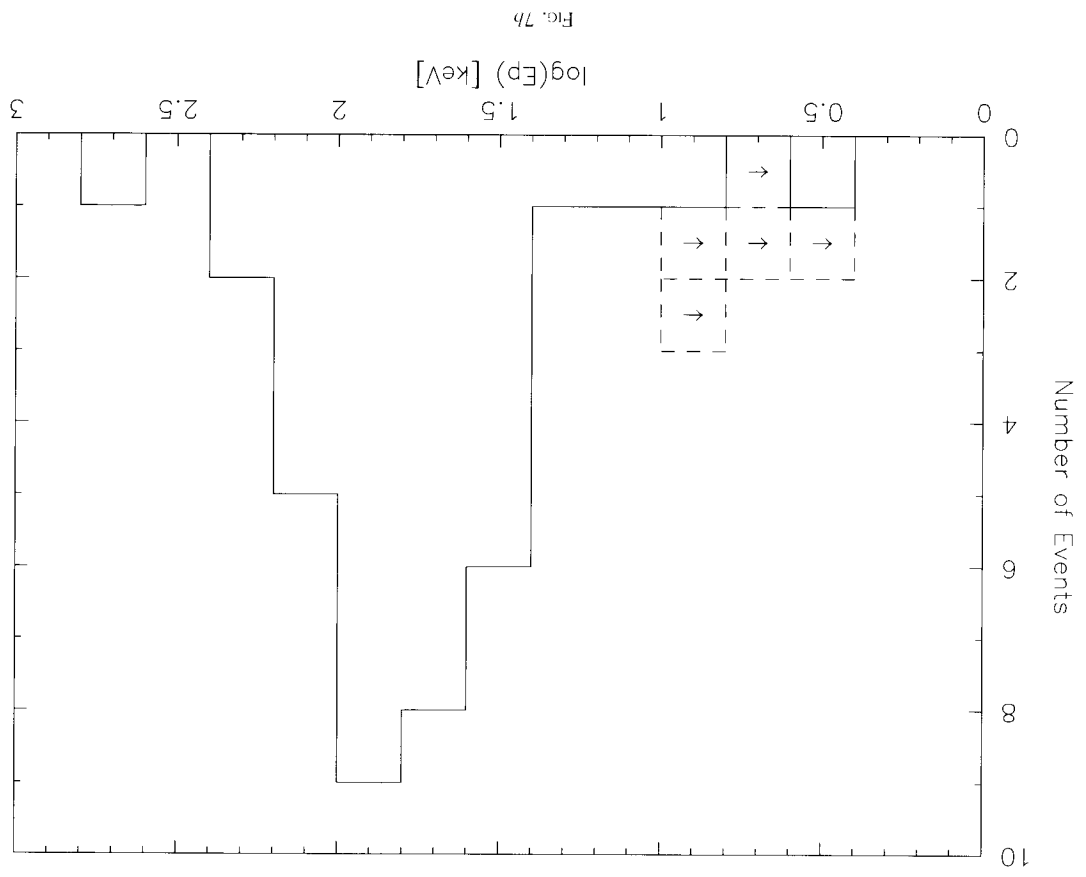


Fig. 7a

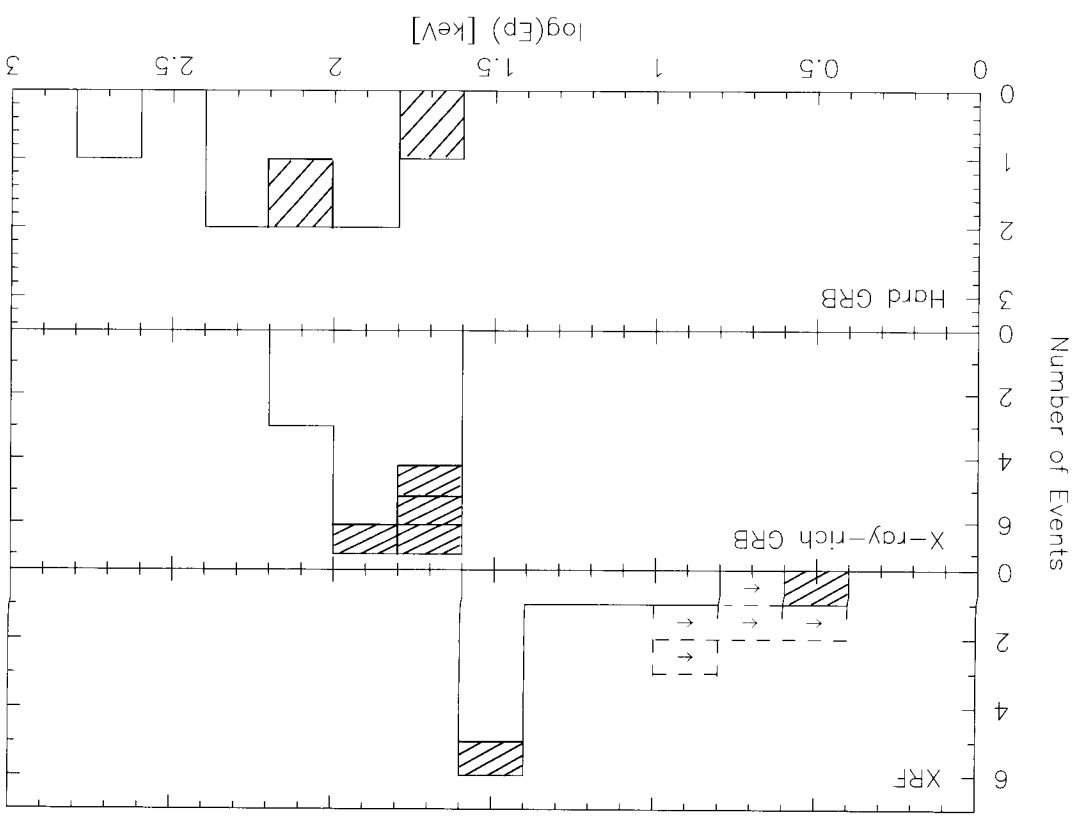


Fig. 7b

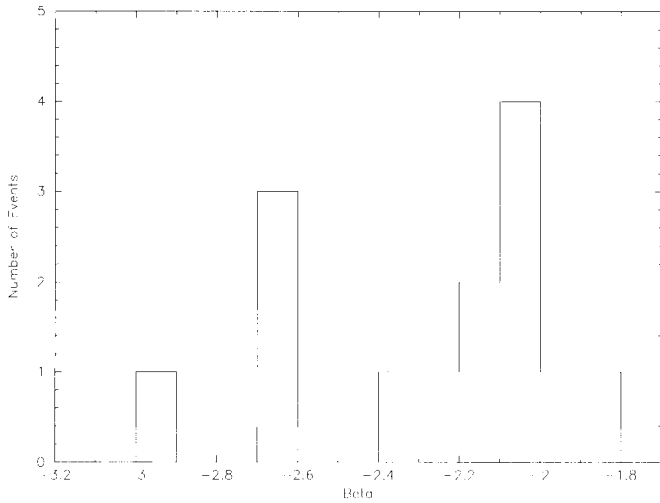


FIG. 8. Distribution of the high-energy power-law index  $\beta$  for all of the bursts for which  $\beta$  could be determined. XRF 030723 is the burst with  $\beta > -2$ ; in the case of this burst, we can say that  $\beta > -2$  with high confidence, but the actual value of  $\beta$  is uncertain (Butler et al. 2005). We do not include two bursts (GRBs 020813 and 030519) with  $\beta > -2$  in the sample, because the  $E_{\text{peak}}^{\text{obs}}$  found by fitting to the *HETE-2* WXM and FREGATE data lies near or above the upper limit of the FREGATE energy band and is not the actual energy of the peak of the burst spectrum in  $\nu F_{\nu}$ . Therefore the high-energy power law in the Band model that we fit to the *HETE-2* data is not the actual  $\beta$  in the Band-model spectrum.

The distribution of  $\beta$ -values is shown in Figure 8. Because of the small number of GRBs with well-determined  $\beta$ -values, only the distribution for all of the GRB classes taken together is plotted. This distribution is similar to that for long BATSE bursts (Preece et al. 2000).

### 7. CORRELATIONS BETWEEN $E_{\text{peak}}^{\text{obs}}$ AND OTHER BURST PROPERTIES

Figure 9 shows the distribution of observed peak energy  $E_{\text{peak}}^{\text{obs}}$  versus the fluence ratio  $S_E(2-30 \text{ keV})/S_E(30-400 \text{ keV})$ . Since the fluence ratio is independent of the normalization parameter of the model spectrum, it is possible to calculate the relationship between the fluence ratio and  $E_{\text{peak}}^{\text{obs}}$ . The overlaid curves in Figure 9 are the calculated relationships, assuming the Band function, for  $\alpha = -1$  and  $\beta = -2.5$  (red),  $-3.0$  (blue), and  $-20.0$  (green). The dependence of the fluence ratio on  $\beta$  is weak when  $E_{\text{peak}}^{\text{obs}}$  is greater than 30 keV, and understandably becomes strong when  $E_{\text{peak}}^{\text{obs}}$  is less than 30 keV. This implies that the choice of the proper spectral model is important for determining the fluence ratio, and for determining which bursts are XRFs and XRRs. Fortunately, the importance of choosing the correct spectral model for the latter is modest because a range in  $\beta$  of  $-2$  to  $-20$  produces a range in the fluence ratio of only 40% at  $E_{\text{peak}}^{\text{obs}} = 30 \text{ keV}$ , which corresponds to the boundary between XRFs and XRRs.

Figure 10 shows the distribution of  $\alpha$ -values (left panel) and  $\beta$ -values (right panel) versus  $E_{\text{peak}}^{\text{obs}}$ . The values of  $\alpha$  and  $\beta$  show no statistically significant correlation with  $E_{\text{peak}}^{\text{obs}}$  and therefore none with the kind of burst. Kippen et al. (2003) also found no statistically significant correlation between  $\alpha$  and  $E_{\text{peak}}^{\text{obs}}$  in the *BeppoSAX* WFC/CGRO BATSE sample of XRFs and GRBs.

Figure 11 shows the distribution of the bursts in this study in the  $[S_E(2-400 \text{ keV}), E_{\text{peak}}^{\text{obs}}]$  plane. This figure shows that there is a strong correlation between  $S_E(2-400 \text{ keV})$  and  $E_{\text{peak}}^{\text{obs}}$ . The best-fit power-law slope between  $E_{\text{peak}}^{\text{obs}}$  and  $S_E(2-400 \text{ keV})$  is  $0.279 \pm 0.053$ . The values of the slope and the uncertainty in it that we find imply a significance for the correlation of  $\sim 15 \sigma$ .

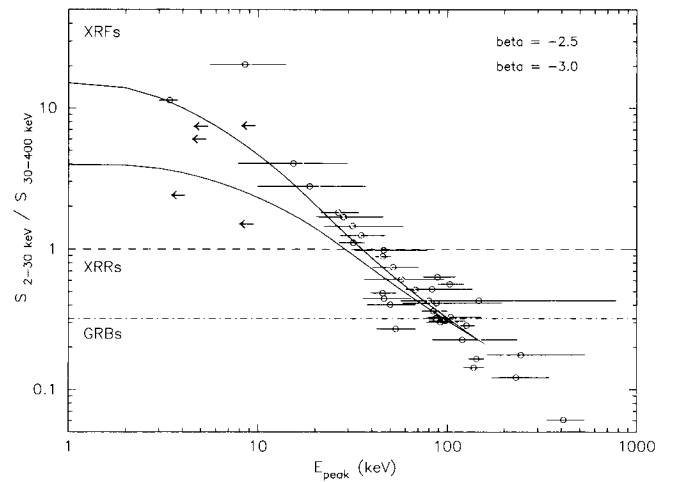


FIG. 9. Distribution of bursts in the  $[E_{\text{peak}}^{\text{obs}}, S_E(2-30 \text{ keV})/S_E(30-400 \text{ keV})]$  plane. Overlaid are curves corresponding to the X-ray to  $\gamma$ -ray fluence ratio as a function of  $E_{\text{peak}}^{\text{obs}}$ , assuming the Band function with  $\alpha = -1$ , and  $\beta = 2.5$  (red),  $3.0$  (blue), and  $20.0$  (green).

The correlation coefficient of  $+0.511$  that we find between the two quantities also implies a high significance for the correlation. The probability of such a correlation occurring by chance for the sample size of 40 bursts is  $3.0 \times 10^{-4}$ . Thus, while the scatter in the correlation is large, the significance of the correlation is also large.

Figures 12 and 13 show the distribution of *HETE-2* bursts in the  $[F_N^p(2-400 \text{ keV}), E_{\text{peak}}^{\text{obs}}]$  plane and the  $[F_N^p(50-300 \text{ keV}), E_{\text{peak}}^{\text{obs}}]$  plane, respectively. There is no evidence for a correlation between  $E_{\text{peak}}^{\text{obs}}$  and the peak photon flux  $F_N^p(2-400 \text{ keV})$ , but a strong correlation exists between  $E_{\text{peak}}^{\text{obs}}$  and the peak photon flux  $F_N^p(50-300 \text{ keV})$ . The correlation coefficient of  $+0.802$  that we find between the two quantities implies a high significance for the correlation. The probability of such a correlation occurring by chance for the sample size of 40 bursts is  $3.9 \times 10^{-7}$ . Thus, while the scatter in the correlation is large, the significance of the correlation is also large. Kippen et al. (2003) suggested a similar correlation for the *BeppoSAX* WFC/CGRO BATSE sample of XRFs and GRBs.

However, the correlation between  $E_{\text{peak}}^{\text{obs}}$  and  $F_N^p(50-300 \text{ keV})$  is an artifact of the choice of 50–300 keV for the energy band in which the peak flux is measured. The reason is that for GRBs,  $F_N^p(50-300 \text{ keV})$  is roughly the bolometric peak photon number flux, whereas for XRRs, and especially for XRFs,  $F_N^p(50-300 \text{ keV})$  is clearly not the bolometric peak photon number flux. This is because  $E_{\text{peak}}^{\text{obs}}$  lies near or below the lower limit of this energy band for XRRs, and far below the lower limit of the energy band for XRFs. The result is that the peak photon number fluxes for these bursts are greatly reduced from their bolometric values, as can be clearly seen by comparing Figures 12 and 13. The correlation coefficient for the distribution of bursts in the latter plane is only 0.297. Consequently, the significance of the correlation is only 94% for the sample size of 40 bursts.

Figures 14 and 15 compare the distributions of *HETE-2* bursts and *BeppoSAX* XRRs and GRBs, but not XRFs (Amati et al. 2002), in the  $[S_E(2-400 \text{ keV}), E_{\text{peak}}^{\text{obs}}]$  plane and the  $[F_N^p(2-400 \text{ keV}), E_{\text{peak}}^{\text{obs}}]$  plane, respectively. The distributions are similar, except that the XRFs are missing from the *BeppoSAX* distributions.

Figures 16 and 17 compare the distribution of *HETE-2* bursts in the  $[F_N^p(50-300 \text{ keV}), E_{\text{peak}}^{\text{obs}}]$  plane with the distribution of

Fig. 11.—Distribution of bursts in the [ $S^{\text{fit}}(2-400 \text{ keV}), E_{\text{peak}}^{\text{obs}}$ ] plane. The solid line is the best linear fit to the burst distribution, and is given by  $E_{\text{peak}}^{\text{obs}} = (21.577 \pm 4.656) \times S^{\text{fit}}(2-400 \text{ keV}) / 10^7 \text{ ergs cm}^{-2} \text{ s}^{-1} + 10^{2.79 \pm 0.053}$ . The correlation coefficient for the burst distribution is 0.511. The probability of such a correlation occurring by chance for the sample size of 40 bursts is  $3.0 \times 10^{-4}$ .

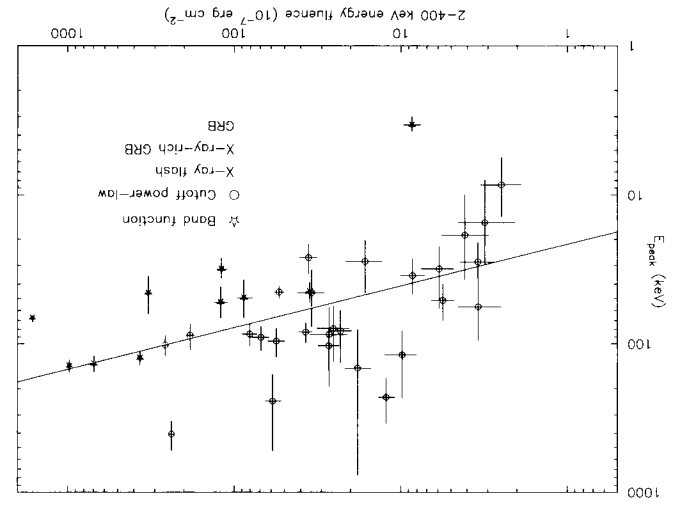


Fig. 12.—Distribution of bursts in the [ $E_{\text{peak}}^{\text{fit}}(2-400 \text{ keV}), E_{\text{peak}}^{\text{obs}}$ ] plane. The correlation coefficient for the burst distribution is 0.297. The significance of the correlation is only 94%.

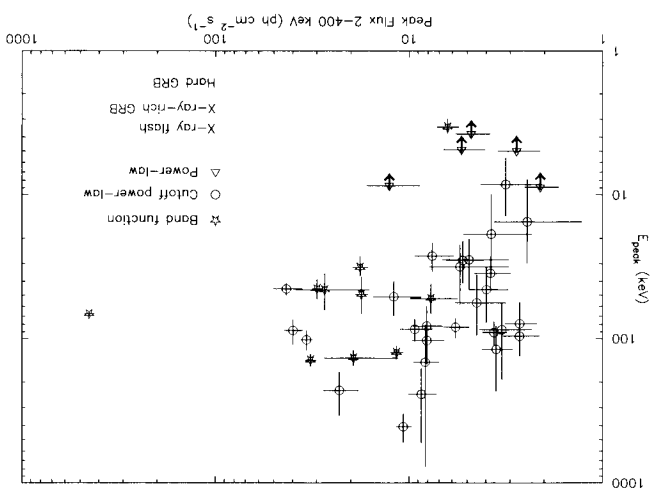


Fig. 10.— Low-energy power-law index ( $\alpha$  and  $\beta$ ) vs.  $E_{\text{peak}}^{\text{obs}}$ . The three kinds of bursts are denoted by different colors (XRF: *black*; XRR: *red*; and hard GRB: *blue*), and different symbols indicate the different best-fit spectral models (PL: model: *circles*; Band function: *stars*). Also plotted are the XRFs for which the value of  $\alpha$  was fixed (*green*).

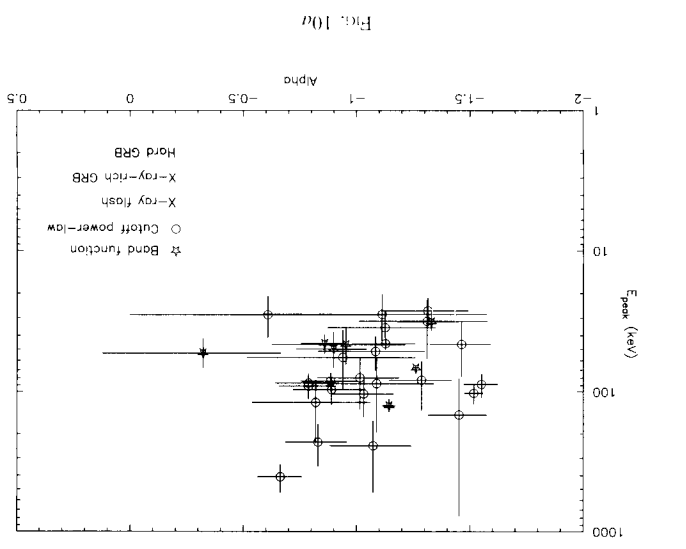


Fig. 10a

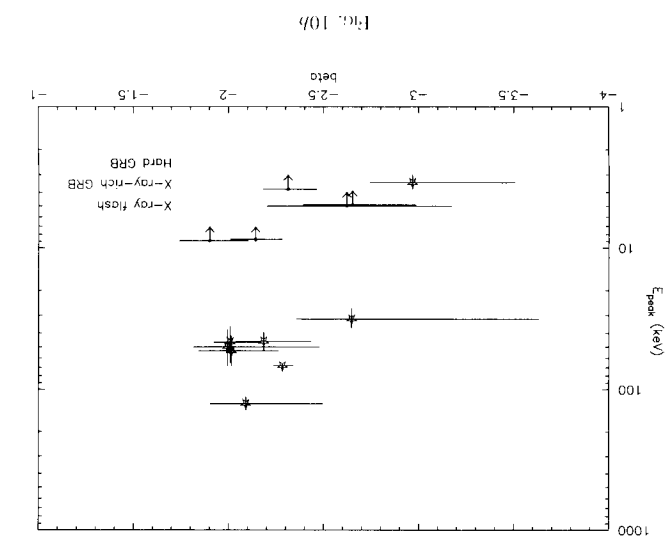


Fig. 10b

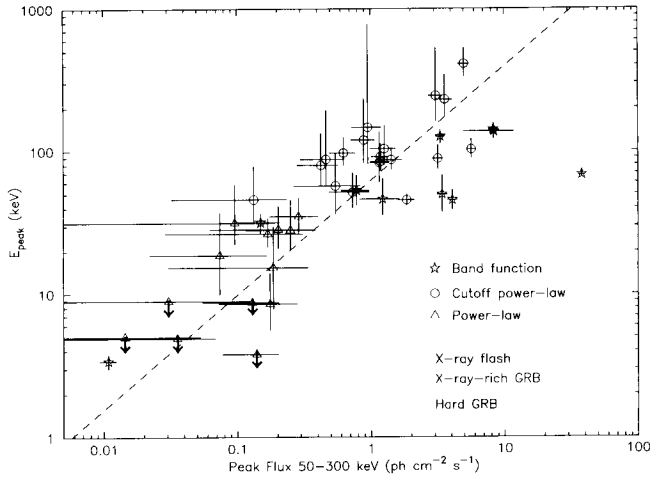


FIG. 13. Distribution of bursts in the  $[F_N^p(50-300 \text{ keV}), E_{\text{peak}}^{\text{obs}}]$  plane. The dashed line corresponds to the best linear fit to the burst distribution, and is given by  $E_{\text{peak}}^{\text{obs}} = (62.02 \pm 1.71) \times F_N^p(50-300 \text{ keV})^{0.801 \pm 0.12}$ . The correlation coefficient for the burst distribution is 0.802. The probability of such a correlation occurring by chance for the sample size of 40 bursts is  $3.9 \times 10^{-7}$ .

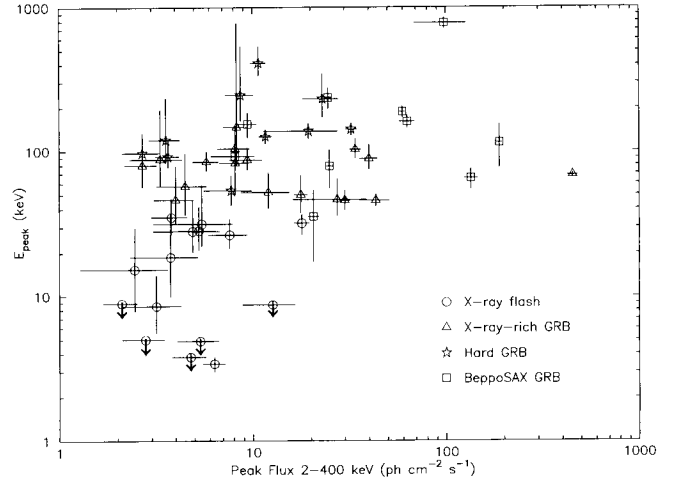


FIG. 15. Comparison of the distributions of *HETE-2* bursts and *BeppoSAX* XRRs and GRBs, but not XRFs (Amati et al. 2002), in the  $[F_N^p(2-400 \text{ keV}), E_{\text{peak}}^{\text{obs}}]$  plane. The distributions are similar, except that the XRFs are missing from the *BeppoSAX* distribution.

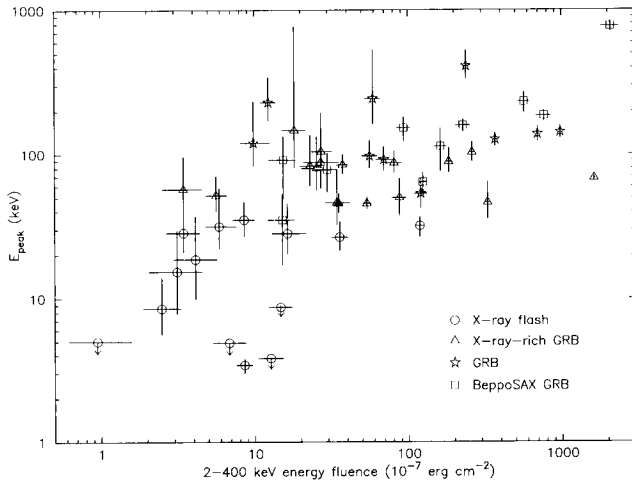


FIG. 14. Comparison of the distributions of *HETE-2* bursts and *BeppoSAX* XRRs and GRBs, but not XRFs (Amati et al. 2002), in the  $[S_E(2-400 \text{ keV}), E_{\text{peak}}^{\text{obs}}]$  plane. The distributions are similar, except that the XRFs are missing from the *BeppoSAX* distribution.

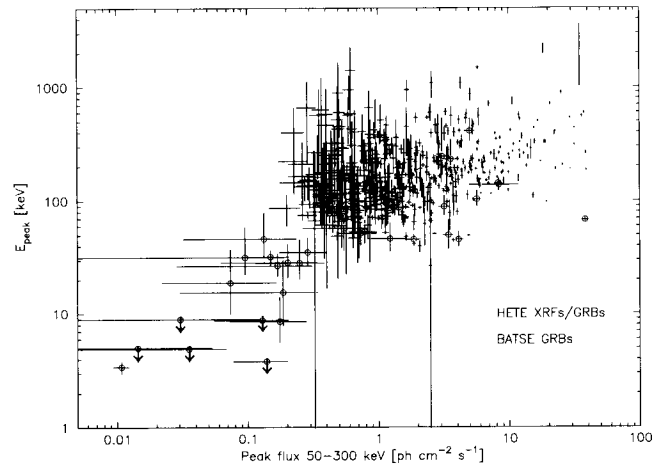


FIG. 16.—Distribution of *HETE-2* bursts (*black*) and BATSE bursts (*red*) in the  $[F_N^p(50-300 \text{ keV}), E_{\text{peak}}^{\text{obs}}]$  plane.

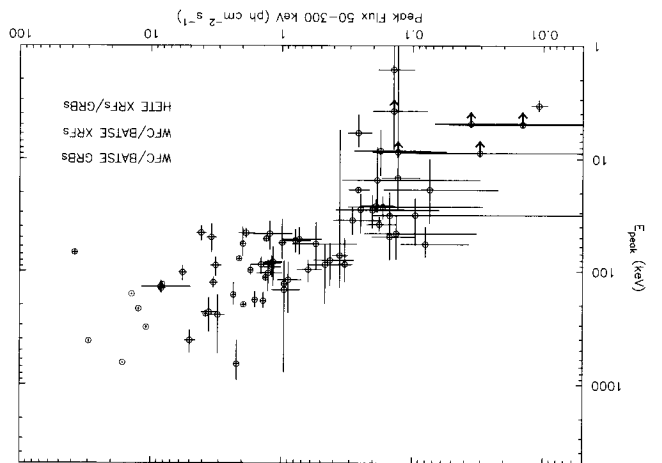


FIG. 17. Distribution of *HETE-2* bursts (black) and WFC BATSE bursts (red and blue) in the  $[F_{\text{peak}}^{\text{obs}}(50-300 \text{ keV}), E_{\text{peak}}^{\text{obs}}]$  plane.

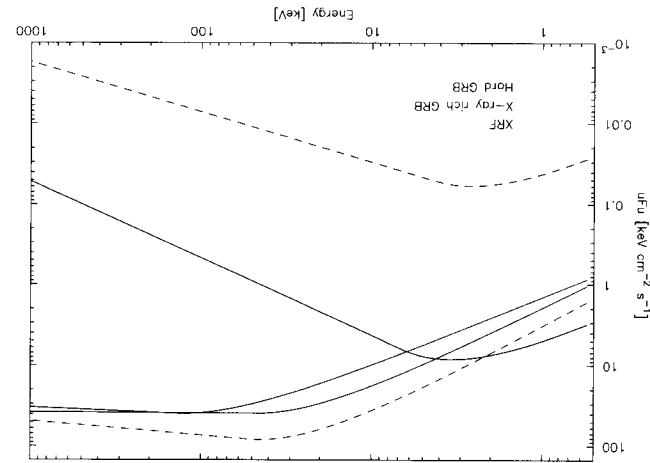


FIG. 18. Examples of best-fit  $\nu_f \nu_n$  spectra for XRFs: GRB 010213 (black solid line) and GRB 020903 (black dashed line), XRRs: GRB 010613 (red solid line) and GRB 021211 (red dashed line), and hard GRB 030328 (blue solid line).

(Soderberg et al. 2004; Fynbo et al. 2004) and the redshift constraints (Bloom et al. 2003) that exist for several XRFs. According to Mészáros et al. (2002) and Woosley et al. (2003), X-ray (20–100 keV) photons are produced efficiently by the hot cocoon surrounding the GRB jet as it breaks out, and could produce XRF-like events if viewed well off the axis of the jet. However, it is not clear that such a model would produce roughly equal numbers of XRFs, XRRs, and GRBs, or the non-thermal spectra exhibited by XRFs.

Yamazaki et al. (2002, 2003) have proposed that XRFs are the result of a highly collimated GRB jet viewed well off the axis of the jet. In this model, the low values of  $E_{\text{peak}}^{\text{obs}}$  and  $F_{\text{peak}}^{\text{obs}}$  (and therefore of  $E_{\text{peak}}^{\text{rest}}$  and  $S_{\text{p}}$ ) seen in XRFs are the result of relativistic beaming. However, it is not clear that such a model can produce roughly equal numbers of XRFs, XRRs, and GRBs, and still satisfy the observed relation between  $F_{\text{iso}}$  and  $E_{\text{peak}}^{\text{obs}}$  (Amati et al. 2002; D. Q. Lamb et al. 2005b, in preparation).

The “dirty fireball” model of XRFs posits that baryonic material is entrained in the GRB jet, resulting in a bulk Lorentz factor  $\Gamma \ll 300$  (Dermer et al. 1999; Huang et al. 2002; Dermer and Mitman 2003). At the opposite extreme, GRB jets in which the bulk Lorentz factor  $\Gamma \gg 300$  and the contrast between the bulk Lorentz factors of the colliding relativistic shells in the internal shock model are small can also produce XRF-like events (Mochkovitch et al. 2003).

It has been proposed that XRFs are due to universal GRB jets in which the luminosity falls off like a power law from the jet axis (Zhang & Mészáros 2002; Rossi et al. 2002) and are viewed well off the jet axis (Zhang et al. 2004). However, Lamb et al. (2005) have shown that such a model predicts far more XRFs than GRBs, in conflict with the *HETE-2* results described in this paper. A universal GRB jet model in which the luminosity falls off like a Gaussian may do better (Zhang et al. 2004).

Lamb et al. (2005) have shown that a unified description of XRFs, XRRs, and GRBs is possible in a model in which the GRB jet opening angle varies over a wide range. In this model, XRFs are due to jets with wide opening angles, while GRBs are due to jets with narrow opening angles. As this discussion suggests, understanding the properties of XRFs and XRRs, and clarifying the relationship between these two kinds of events and GRBs, could provide a deeper understanding of the prompt emission of GRBs. And as Lamb et al.

## 8. DISCUSSION

### 8.1. Comparison of XRF, XRR, and GRB Properties

We have studied the global properties of 45 GRBs localized by the *HETE-2* WXM during the first 3 years of its mission, focusing on the properties of XRFs and XRRs. We find that the numbers of XRFs, XRRs, and GRBs are comparable for bursts localized by the *HETE-2* WXM. We find that there is no statistically significant evidence for any difference in the duration distributions or the sky distributions of the three kinds of bursts. We also find that the spectral properties of XRFs and XRRs are similar to those of GRBs, except that the values of the peak energy  $E_{\text{peak}}^{\text{obs}}$  of the burst spectrum in  $\nu_f \nu_n$ , the peak flux  $F_{\text{peak}}^{\text{obs}}$ , and the fluence  $S_{\text{p}}$  of XRFs are much smaller and those of XRRs are smaller than those of GRBs. Figure 18, which shows the best-fit  $\nu_f \nu_n$  spectra of two XRFs, two XRRs, and two GRBs, illustrates this. Our results are consistent with Barrard et al. (2003), who studied the spectral properties of the *HETE-2* GRBs using *FREGATE* data. Finally, we find that the distributions of all three kinds of bursts form a continuum in the  $[S(2-30 \text{ keV}), S(30-400 \text{ keV})]$  plane, the  $[S(2-400 \text{ keV}), E_{\text{peak}}^{\text{obs}}]$  plane, and the  $[F_{\text{peak}}^{\text{obs}}(50-300 \text{ keV}), E_{\text{peak}}^{\text{obs}}]$  plane. These results provide strong evidence that all three kinds of bursts arise from the same phenomenon.

### 8.2. Theoretical Models of XRFs

Several theoretical models of XRFs have been proposed. GRBs at very high redshifts might be observed as XRFs (Heise et al. 2001). However, the fact that the duration distribution for XRFs is similar to that for GRBs argues against this hypothesis as the explanation for most XRFs, as do the low redshifts



(2005) have emphasized, XRFs may provide unique insights into the nature of GRB jets, the rate of GRBs, and the relationship between GRBs and Type Ic supernovae.

### 9. CONCLUSIONS

We have studied the global properties of 45 GRBs observed by *HETE-2* during the first 3 years of its mission, focusing on the properties of XRFs and XRRs. We find that the numbers of XRFs, XRRs, and GRBs are comparable. We find that the durations and the sky distributions of XRFs and XRRs are similar to those of GRBs. We also find that the spectral properties of XRFs and XRRs are similar to those of GRBs, except that the values of the peak energy  $E_{\text{peak}}^{\text{obs}}$  of the burst spectrum in  $\nu F_{\nu}$ , the peak flux  $F_{\text{peak}}$ , and the fluence  $S_F$  of XRFs are much smaller—and those of XRRs are smaller—than those of GRBs. Finally, we find that the distributions of all three kinds of bursts form a

continuum in the  $[S(2-30 \text{ keV}), S(30-400 \text{ keV})]$  plane, the  $[S(2-400 \text{ keV}), E_{\text{peak}}]$  plane, and the  $[F_{\text{peak}}(50-300 \text{ keV}), E_{\text{peak}}^{\text{obs}}]$  plane. These results provide strong evidence that all three kinds of bursts arise from the same phenomenon. They also provide constraints on theoretical models of XRFs.

We would like to thank R. Marc Kippen for providing the WFC BATSE spectral parameters. We would also like to thank the anonymous referee for comments and suggestions that materially improved the paper. The *HETE* mission is supported in the US by NASA contract NASW-4690; in Japan, in part by the Ministry of Education, Culture, Sports, Science, and Technology grant-in-aid 12440063; and in France by CNES contract 793-01-8479. K. Hurley is grateful for *HETE* support under contract MIT-SC-R-293291.

### REFERENCES

- Amati, L., et al. 2002, *A&A*, 390, 81  
 Atteia, J.-L., et al. 2003, in *AIP Conf. Proc. 662, Gamma-Ray Burst and Afterglow Astronomy*, ed. G. R. Ricker & R. Vanderspek (New York: AIP), 17  
 Band, D. L., Norris, J. P., & Bonnell, J. T. 2004, *ApJ*, 613, 484  
 Band, D. L., et al. 1993, *ApJ*, 413, 281  
 Barraud, C., et al. 2003, *A&A*, 400, 1021  
 Bloom, J. S., et al. 2003, *ApJ*, 599, 957  
 Butler, N. R., et al. 2005, *ApJ*, 621, 884  
 Dermer, C. D., Chiang, J., & Böttcher, M. 1999, *ApJ*, 513, 656  
 Dermer, C. D., & Mitman, K. E. 2003, in *ASP Conf. Ser. 312, Third Rome Workshop on Gamma-Ray Bursts in the Afterglow Era*, ed. M. Feroci et al. (San Francisco: ASP), 301  
 Fenimore, E. E., in 't Zand, J. J. M., Norris, J. P., Bonnell, J. T., & Nemiroff, R. J. 1995, *ApJ*, 448, L101  
 Fynbo, J. P. U., et al. 2004, *ApJ*, 609, 962  
 Heise, J., in 't Zand, J., Kippen, R. M., & Woods, P. M. 2001, in *Gamma-Ray Bursts in the Afterglow Era*, ed. E. Costa, F. Frontera, & J. Hjorth (Berlin: Springer), 16  
 Huang, Y. F., Dai, Z. G., & Lu, T. 2002, *MNRAS*, 332, 735  
 Kawai, N., et al. 2003, in *AIP Conf. Proc. 662, Gamma-Ray Bursts and Afterglow Astronomy 2001*, ed. G. R. Ricker & R. Vanderspek (New York: AIP), 25  
 Kippen, R. M., Woods, P. M., Heise, J., in 't Zand, J., Briggs, M. S., & Precece, R. D. 2003, in *AIP Conf. Proc. 662, Gamma-Ray Bursts and Afterglow Astronomy 2001*, ed. G. R. Ricker & R. Vanderspek (New York: AIP), 244  
 Lamb, D. Q., Donaghy, T. Q., & Graziani, C. 2005, *ApJ*, 620, 355  
 Mallozzi, R. S., Paciesas, W. S., Pendleton, G. N., Briggs, M. S., Precece, R. D., Meegan, C. A., & Fishman, G. J. 1995, *ApJ*, 454, 597  
 Mészáros, P., Ramirez-Ruiz, E., Rees, M. J., & Zhang, B. 2002, *ApJ*, 578, 812  
 Mochkovitch, R., Daigne, F., Barraud, C., & Atteia, J. L. 2003, in *ASP Conf. Ser. 312, Third Rome Workshop on Gamma-Ray Bursts in the Afterglow Era*, ed. M. Feroci et al. (San Francisco: ASP), 381  
 Norris, J. P., Marani, G. E., & Bonnell, J. T. 2000, *ApJ*, 534, 248  
 Olive, J.-F., et al. 2003, in *AIP Conf. Proc. 662, Gamma-Ray Bursts and Afterglow Astronomy 2001*, ed. G. R. Ricker & R. Vanderspek (New York: AIP), 88  
 Paciesas, W. S., et al. 1999, *ApJS*, 122, 465  
 Precece, R. D., Briggs, M. S., Mallozzi, R. S., Pendleton, G. N., & Paciesas, W. S. 2000, *ApJS*, 126, 19  
 Rossi, E., Lazzati, D., & Rees, M. J. 2002, *MNRAS*, 332, 945  
 Sakamoto, T., et al. 2004, *ApJ*, 602, 875  
 Shirasaki, Y., et al. 2003, *PASJ*, 55, 1033  
 Soderberg, A. M., et al. 2004, *ApJ*, 606, 994  
 Woosley, S. E., Zhang, W., & Heger, A. 2003, in *AIP Conf. Proc. 662, Gamma-Ray Bursts and Afterglow Astronomy 2001*, ed. G. R. Ricker & R. Vanderspek (New York: AIP), 185  
 Yamazaki, R., Ioka, K., & Nakamura, T. 2002, *ApJ*, 571, L31  
 . 2003, *ApJ*, 593, 941  
 Zhang, B., Dai, X., Lloyd-Ronning, N. M., & Mészáros, P. 2004, *ApJ*, 601, L119  
 Zhang, B., & Mészáros, P. 2002, *ApJ*, 571, 876